



# 2015 Paris, Maine Community Survey

September 2015

Prepared by:



Portland  
Research  
Group

# Table of Contents

Methodology .....	3
Detailed Findings .....	5
Our Community .....	6
Housing .....	15
Outdoor Spaces and Buildings .....	22
Transportation and Streets .....	25
Health and Wellness .....	29
Social Participation, Inclusion and Education Opportunities .....	34
Volunteering and Civic Engagement .....	39
Job Opportunities .....	42
Community Information .....	47
Additional Comments .....	51
Respondent Profile .....	54
 Appendix A: Additional Data	
Appendix B: Questionnaire	

# Methodology

<b>Respondent Criteria</b>	<ul style="list-style-type: none"><li>• Respondents are senior residents of Paris, ME.</li></ul>
<b>Data Collection</b>	<ul style="list-style-type: none"><li>• Mail Survey administered by volunteers of Paris, Maine participating in the AARP Network of Age-Friendly Communities.</li></ul>
<b>Respondent Counts</b>	<ul style="list-style-type: none"><li>• n=316 completed surveys out of 1,000 mailed (239 returned due to bad addresses, no mail receptacle, etc.)</li><li>• Overall response rate: 31.6%</li><li>• Adjusted response rate (remove undeliverable mailings from base): 41.5%</li></ul>
<b>Research Caveat</b>	<ul style="list-style-type: none"><li>• This report provides many useful insights with reasonable sample sizes.</li></ul>
<b>Questionnaire</b>	<ul style="list-style-type: none"><li>• Structured questionnaire containing 35 questions.</li><li>• Questions focused on the community, housing, outdoor spaces and buildings, transportation and streets, health and wellness, social participation, inclusion and education opportunities, volunteering and civic engagement, job opportunities, and community information.</li></ul>

# Methodology: Sample Segments

- A random sample size of n=316 yields a maximum sampling error of +/- 5.5 percentage points at the 95% level of confidence. That is, if the reported percentage is 50%, one can be 95% confident that the percentage for the entire population would fall within the range of 44.5% and 55.5%. Sample tolerances for smaller subgroups are broader.

	<u>Sample Size</u>
<b>Total</b>	<b>n=316</b>
<b>Overall Rating of Community for Aging People</b>	
Good to Excellent	n=220
Fair/Poor	n=90
<b>Likelihood to remain in Community</b>	
Likely	n=79
Not Sure	n=37*
Not Likely	n=189
<b>Self-Reported Health</b>	
Good to Excellent	n=263
Fair/Poor	n=38*
<b>Gender</b>	
Male	n=107
Female	n=188

	<u>Sample Size</u>
<b>Total</b>	<b>n=316</b>
<b>Employment Status</b>	
Working	n=114
Unemployed	n=1*
Retired/Not in the labor force	n=172
<b>Age</b>	
Less than 65	n=106
65 to 74	n=102
75 or older	n=78
<b>Household Income</b>	
Less than \$20,000	n=84
\$20,000 to <\$50,000	n=105
\$50,000 or more	n=83

\*Caution, small base size (n<50); use for directional purposes only.

# Detailed Findings

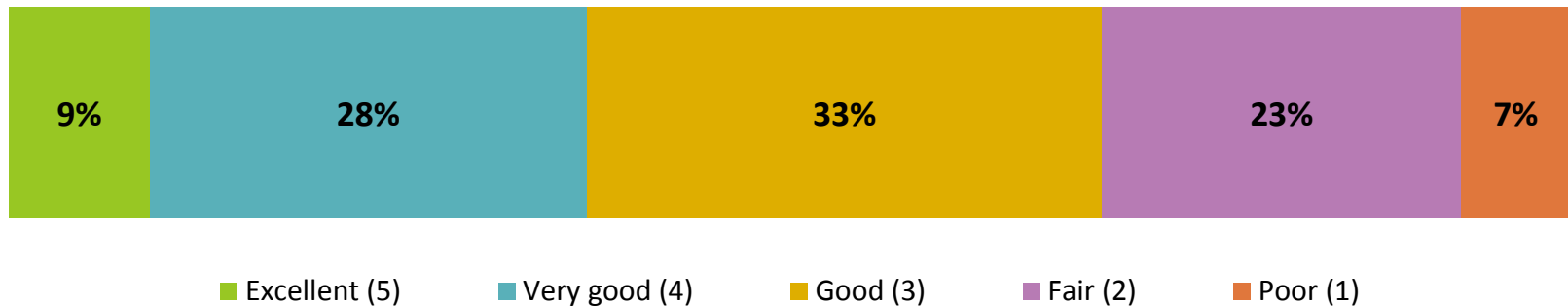
# Our Community: Paris, Maine

# Community Rating

- About two-fifths (37%) of respondents rated their community “excellent” or “very good” as a place for people to live as they age.
- One-third of respondents (33%) rated their community “good” as a place to live as they age.
- Just under one-third (30%) of respondents rated the community “fair,” or “poor.”

## Community as a Place for People to Live as They Age

Base: Those who provided a response (n=310)



■ Excellent (5)

■ Very good (4)

■ Good (3)

■ Fair (2)

■ Poor (1)

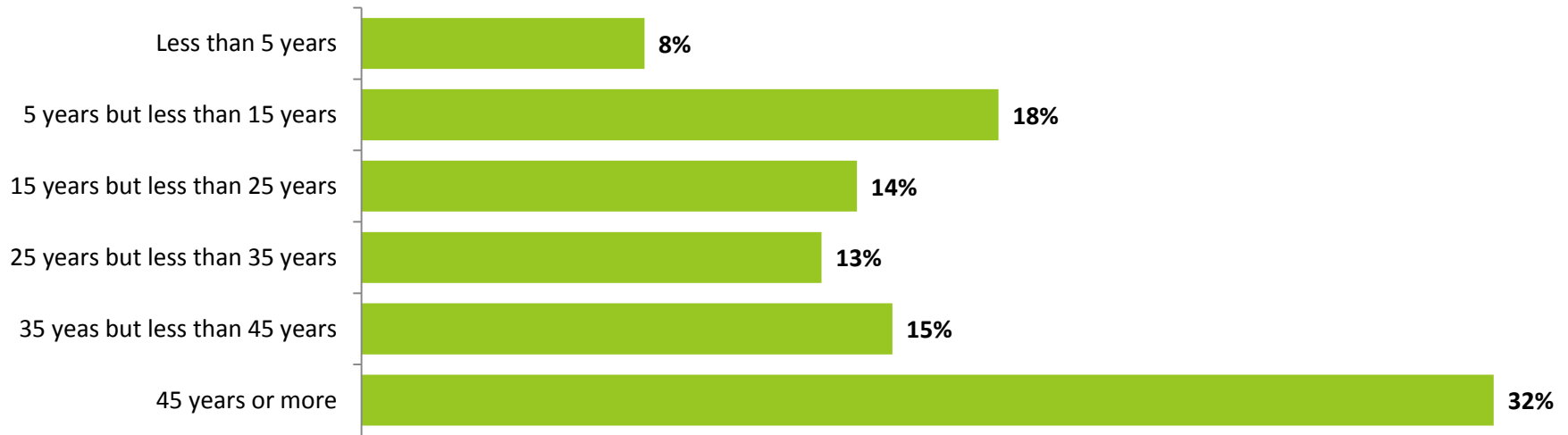
➤ Q1. How would you rate your community as a place for people to live as they age? (This would be the geographical location where your home is located. A community can be located within a city or town or county.) (Five point scale, where 1=“Poor,” 2=“Fair,” 3=“Good,” 4=“Very good,” 5=“Excellent.”)

# Time In the Community

- One in twelve respondents (8%) have lived in the community for less than 5 years.
- One-third (32%) have lived in the community for 5 to 25 years.
- One-quarter (28%) have lived in the community for 25 to 45 years.
- One-third (32%) of respondents have lived in the community for 45 years or more.

## Time In the Community

Base: Those who provided a response (n=310)



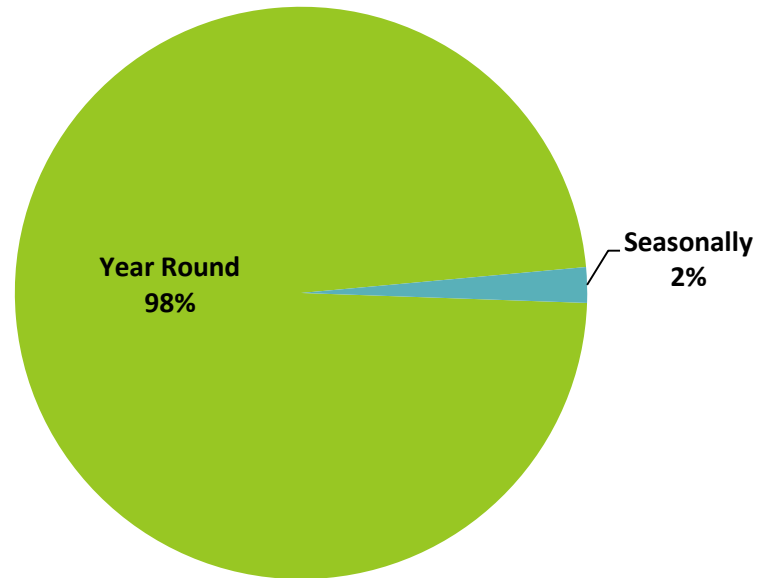
➤ Q2. How long have you lived in this community? (Aided, single response)



# Residence

- Virtually all respondents (98%) live in the state year round.

**Residence**  
Base: Those who provided a response (n=314)



➤ Q3. Some people reside in places outside of their state for part of the year. Which of the following describes how you reside in your state? (Aided, single response)

# Likelihood of Moving Within the Community

- One in seven (15%) respondents are “extremely likely” or “very likely” to move to a different home in their community.
- One in nine (11%) respondents are “somewhat likely” to move within their community.
- Over three-fifths (63%) of respondents are “not very likely” (28%) or “not at all likely” (35%) to move to a different home within their community in their retirement years.
- One in nine (11%) respondents are not sure.

## Likelihood of Moving Within the Community

Base: Those who provided a response (n=311)



■ Extremely likely (5)   ■ Very likely (4)   ■ Somewhat likely (3)   ■ Not very likely (2)   ■ Not at all likely (1)   ■ Not sure

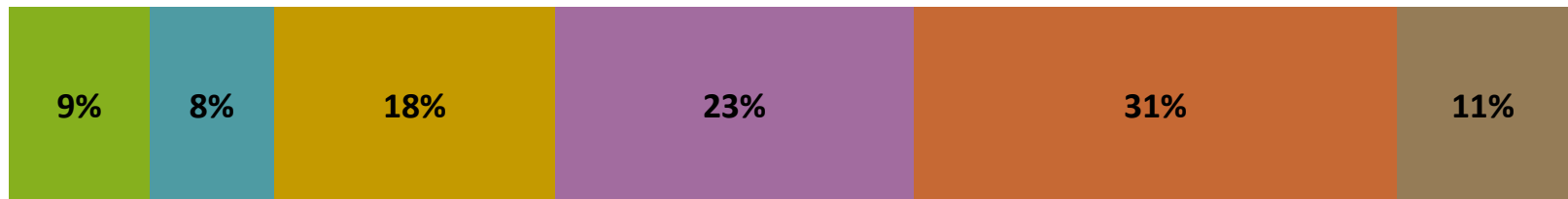
➤ Q4. Thinking about your retirement years when you do not work at all, how likely is it that you will move to a different home in your community? (Five point scale, where 1=“Not at all likely,” 2=“Not very likely,” 3=“Somewhat likely,” 4=“Very likely,” 5=“Extremely likely.”)

# Likelihood of Moving Outside the Community

- One sixth (17%) of respondents are “extremely likely” (9%) or “very likely” (8%) to move to a different home outside their community.
  - Respondents who provided a “fair” or “poor” rating for their community as a place for people to live as they age are significantly more likely than those who provided a “good” to “excellent” rating to say they are “extremely” (18% vs. 5%), “very” (13% vs. 6%), and “somewhat likely” (27% vs. 15%) to move to a different home outside of their community.
- Over one-half (54%) of respondents are “not very likely” (23%) or “not at all likely” (31%) to move to a different home outside their community in their retirement years, while one-fifth (18%) are “somewhat likely.”

## Likelihood of Moving Outside the Community

Base: Those who provided a response (n=313)



■ Extremely likely (5)   ■ Very likely (4)   ■ Somewhat likely (3)   ■ Not very likely (2)   ■ Not at all likely (1)   ■ Not sure

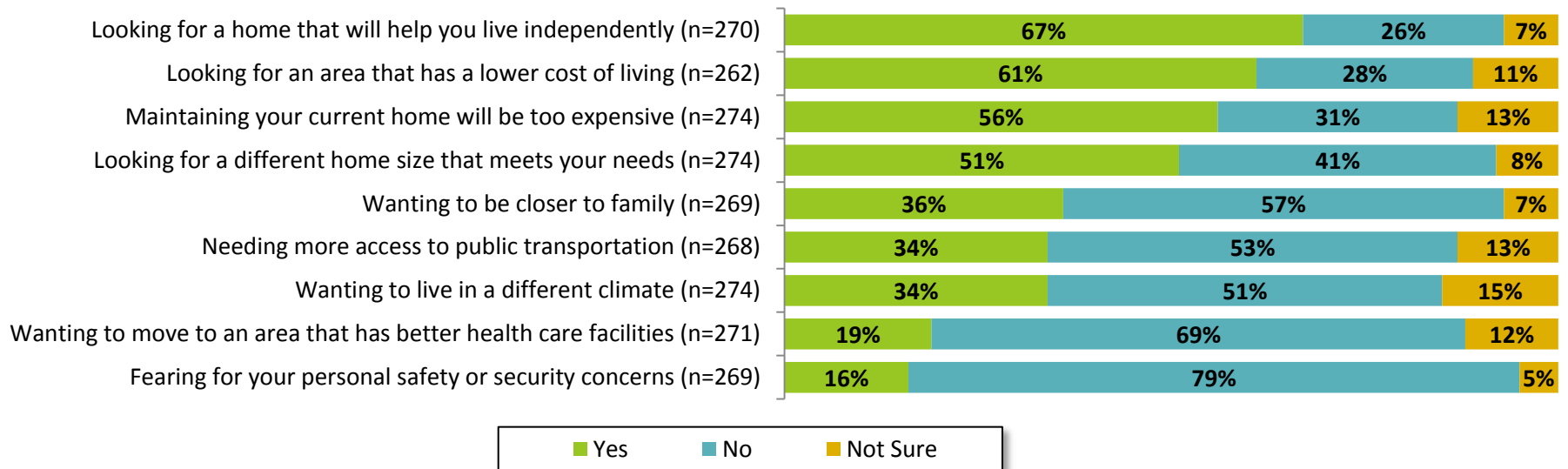
➤ Q5. Thinking about your retirement years when you do not work at all, how likely is it that you will move to a different home outside your community? (Five point scale, where 1=“Not at all likely,” 2=“Not very likely,” 3=“Somewhat likely,” 4=“Very likely,” 5=“Extremely likely.”)

# Factors Impacting the Decision to Move

- The most important factors impacting respondents' decisions about moving out of their community are a home that will help them live independently (67%), an area that has a lower cost of living (61%), maintaining their current home will be too expensive (56%), and looking for a different home size that meets their needs (51%).

## Factors Impacting the Decision to Move

Base: Those who provided a response



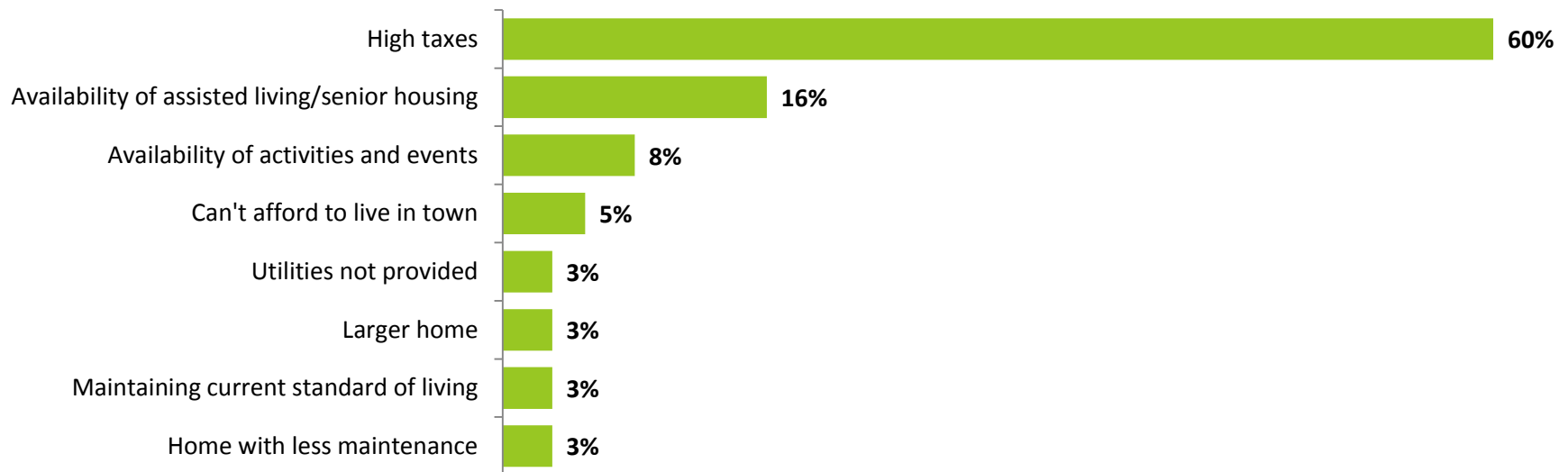
➤ Q6.If you were to consider moving out of your community during your retirement when you do not work at all, would the following factors impact your decision to move?

# Other Factors Impacting the Decision to Move

- Three-fifths (60%; 22 of 37\*) of respondents who provided an additional reason cited high taxes as a factor impacting their decision to move.
- One-sixth (16%; 6 of 37\*) would consider the availability of assisted living and/or senior housing.

## Other Factors Impacting the Decision to Move

Base: Those who provided an “other” response (n=37\*)



\*Caution, small base size (n<50); use for directional purposes only.

➤ Q6. If you were to consider moving out of your community during your retirement when you do not work at all, would the following factors impact your decision to move? (OTHER)  
(Unaided, multiple responses.)

# Importance of Remaining in the Community

- One-half (52%) of respondents feel it is “extremely important” (21%) or “very important” (31%) to remain in their community as they age, and over one-quarter (27%) feel it is “somewhat important.”
- One-fifth (21%) feel it is “not very important” (13%) or “not at all important” (8%) to remain in their community as they age.

## Importance of Remaining in the Community

Base: Those who provided a response (n=311)



■ Extremely important (5)   ■ Very important (4)   ■ Somewhat important (3)   ■ Not very important (2)   ■ Not at all important (1)

➤ Q7. How important is it for you to remain in your community as you age? (Five point scale, where 1=“Not at all important,” 2=“Not very important,” 3=“Somewhat important,” 4=“Very important,” 5=“Extremely important.”)

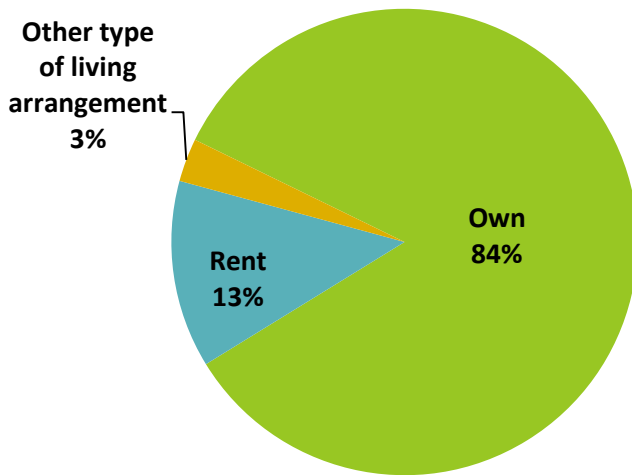
# Housing

# Primary Home

- Over four-fifths (84%) of respondents own their home. One in eight (13%) rent their home, and a small percentage (3%) have another type of living arrangement.
- Three-quarters (76%) of respondents live in a single family home, while one in eight (12%) live in an apartment, and one in twelve (8%) live in a mobile home.

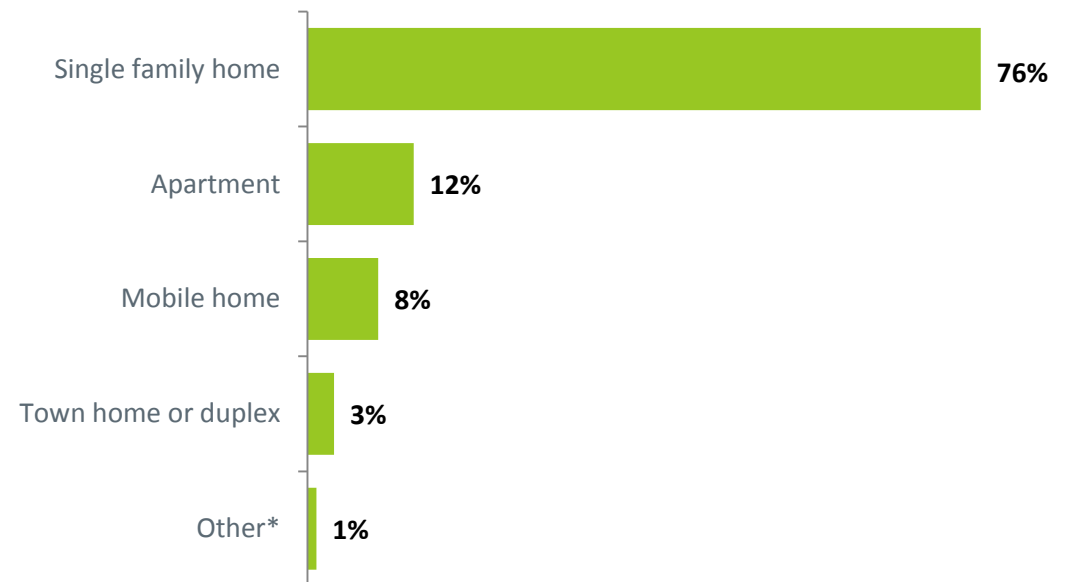
### Own or Rent

Base: Those who provided a response (n=311)



### Type of Home

Base: Those who provided a response (n=311)



\*Please see Appendix A for complete detail.

➤ Q8. Do you own or rent your primary home or do you have some other type of living arrangement like living with a family member or friend? (Aided, single response)


➤ Q9. What type of home is your primary home? (Aided, single response)



# Importance of Living Independently

- Most (91%) of respondents feel it is “extremely important” (58%) or “very important” (33%) to be able to live independently in their own home as they age.

**Importance of Living Independently**  
Base: Those who provided a response (n=312)




■ Extremely important (5)   ■ Very important (4)   ■ Somewhat important (3)   ■ Not very important (2)   ■ Not at all important (1)

➤ Q10. How important is it for you to be able to live independently in your own home as you age? (Five point scale, where 1=“Not at all important,” 2=“Not very important,” 3=“Somewhat important,” 4=“Very important,” 5=“Extremely important.”)

# Home Modifications

- Nearly one-half (46%) of respondents feel they will need bathroom modifications such as grab bars, handrails, higher toilet or non-slip tile in order to stay in their home. This is followed by installing a medical emergency response system (38%) and creating easier access into or within their home (29%).
- One-fifth of respondents feel improving lighting (21%) and putting a bedroom, bathroom and kitchen on the first floor (19%) are important.

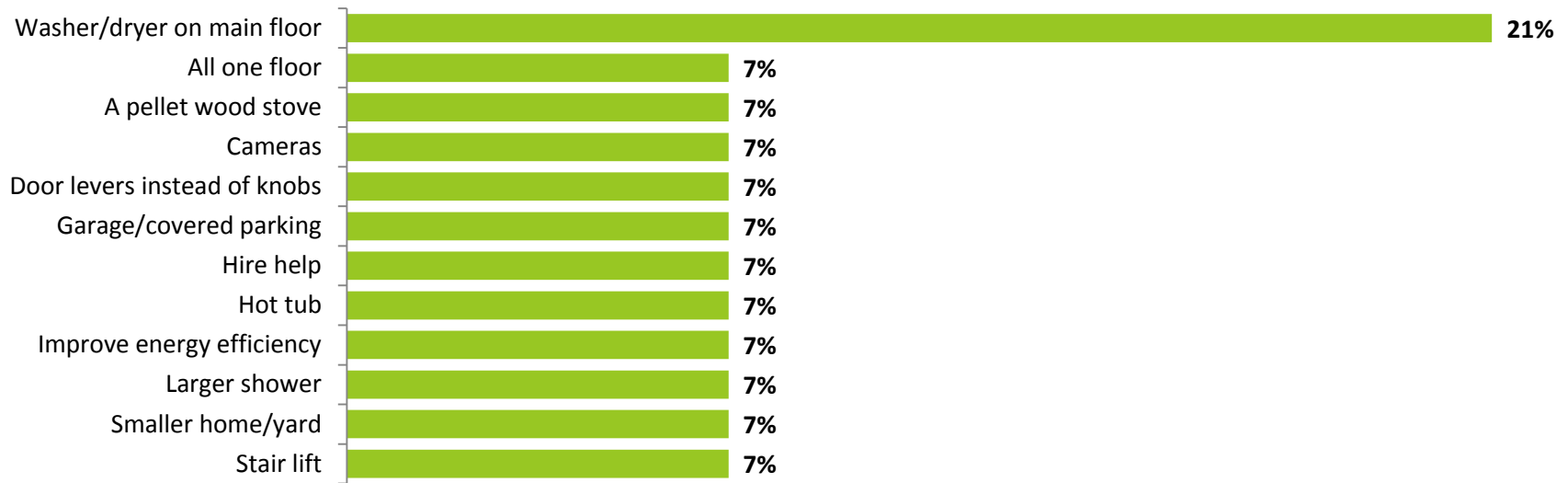


➤ Q11. People sometimes make modifications to their home to allow them to stay there as they age. Do you think you will need to make the following types of modifications or improvements to your home to enable you to stay there as you age?

# Other Home Modifications

- Installing a washer and/or dryer on the main floor (21%; 3 of 14\*) is the additional home modification most commonly suggested by respondents.

**Other Home Modifications**  
Base: Those who provided a response (n=14\*)



\*Caution, small base size (n<50); use for directional purposes only.

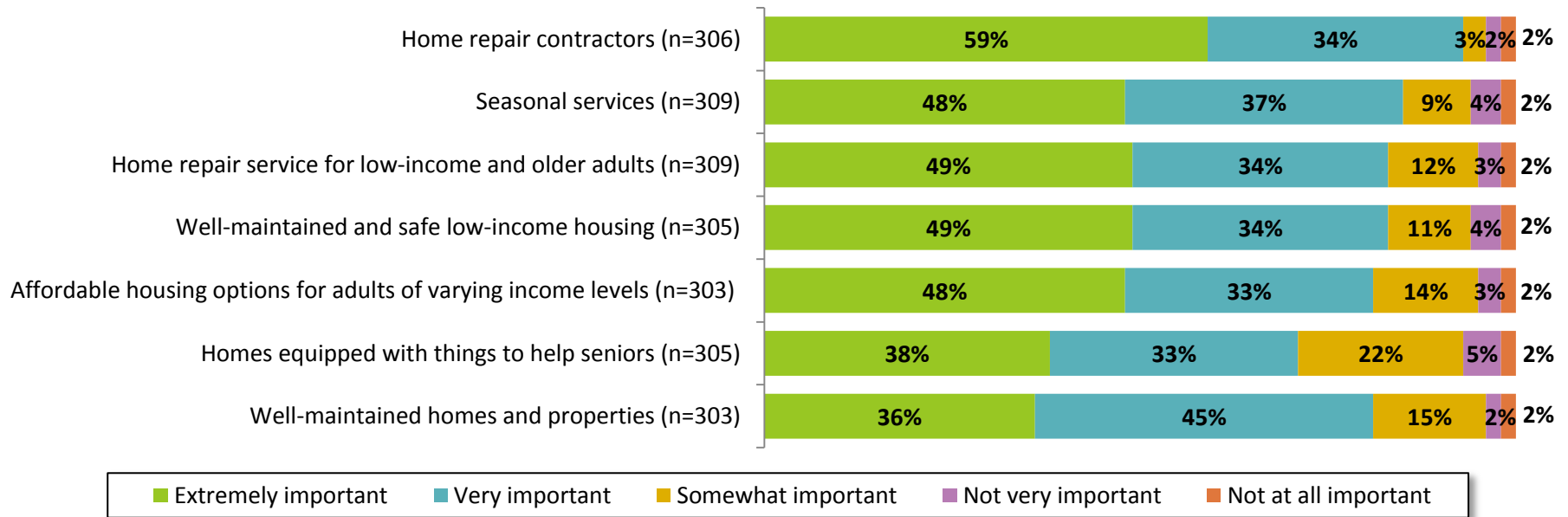
➤ Q11. People sometimes make modifications to their home to allow them to stay there as they age. Do you think you will need to make the following types of modifications or improvements to your home to enable you to stay there as you age? (OTHER) (Unaided, multiple responses)

# Importance of Specific Aspects of the Community

- Most (93%) respondents feel home repair contractors who are trustworthy, do quality work, and are affordable are “extremely important” (59%) or “very important” (34%).
- Over four-fifths of respondents feel seasonal services (85%), a home repair service for low-income and older adults (83%), well-maintained and safe low-income housing (83%), and affordable housing options for adults at varying income levels (81%) are “extremely important” or “very important.”

## Importance of Specific Aspects of the Community

Base: Those who provided a response



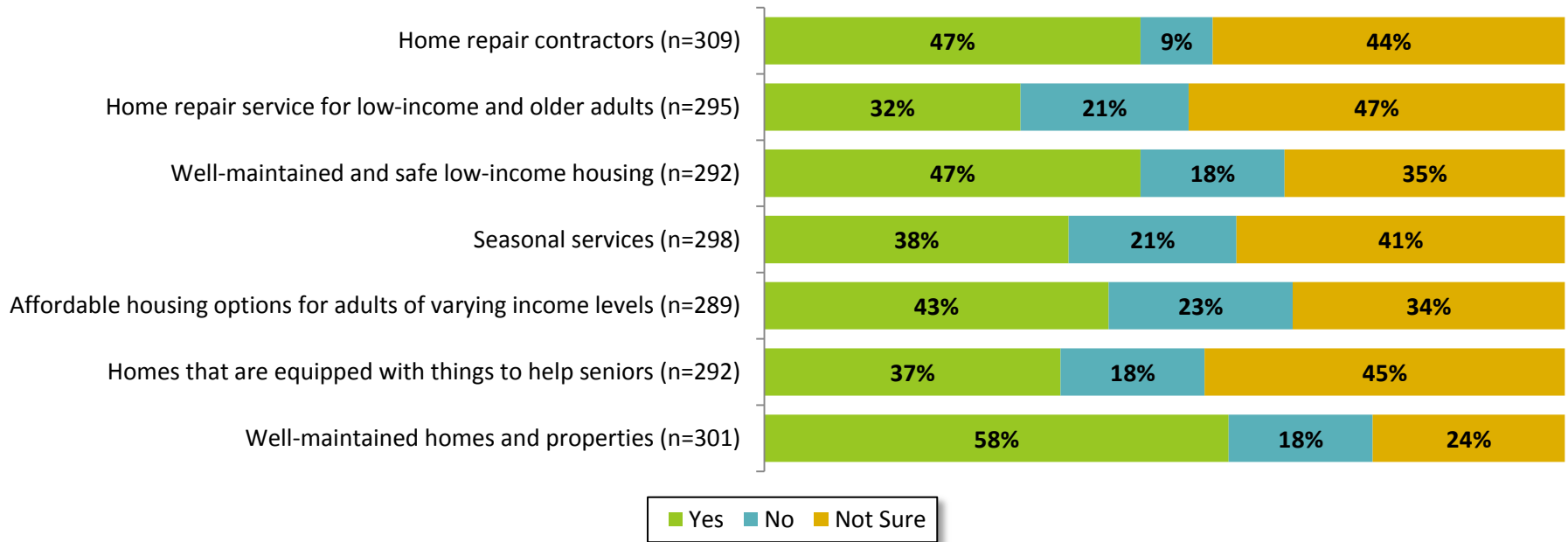
➤ Q12. How important do you think it is to have the following in your community? (Five point scale, where 1=“Not at all important,” 2=“Not very important,” 3=“Somewhat important,” 4=“Very important,” 5=“Extremely important.”)

# Availability of Specific Aspects of the Community

- The availability of specific aspects of the community do not align well with the perceived importance of the aspects.
- One-half of respondents say their community has home repair contractors who are trustworthy, do quality work, and are affordable (47%), and/or well-maintained and safe low-income housing (47%).
- Over one-half (58%) of respondents agreed their community has well-maintained homes and properties yet it was last in terms of importance.

## Availability of Specific Aspects of the Community

Base: Those who provided a response



➤ Q13. Does the community where you live have the following?

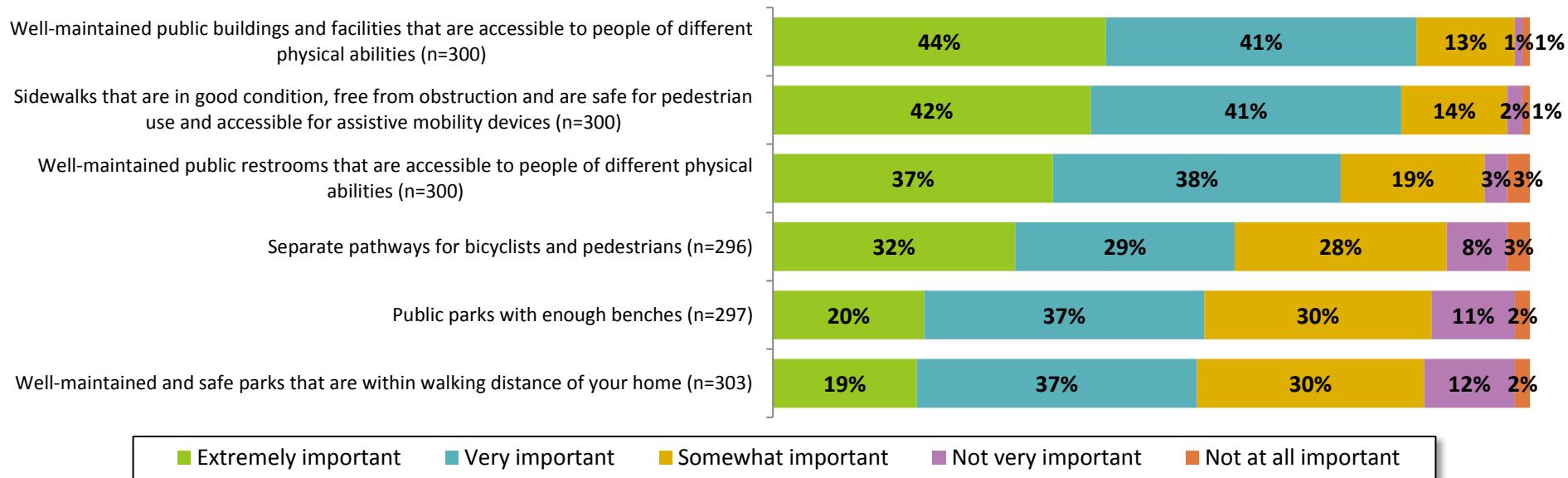
# Outdoor Spaces and Buildings

# Importance of Specific Aspects in the Community

- Over four-fifths of respondents feel that having well-maintained public buildings and facilities that are accessible to people of different physical abilities (85%) and sidewalks that are in good condition, free from obstruction, and are safe for pedestrian use and accessible for assistive mobility devices (83%) in the community are “extremely important” or “very important.”
- Three-quarters (75%) of respondents feel that having well-maintained public restrooms that are accessible to people of different physical abilities is “extremely important” or “very important.”

## Importance of Specific Aspects in the Community

Base: Those who provided a response



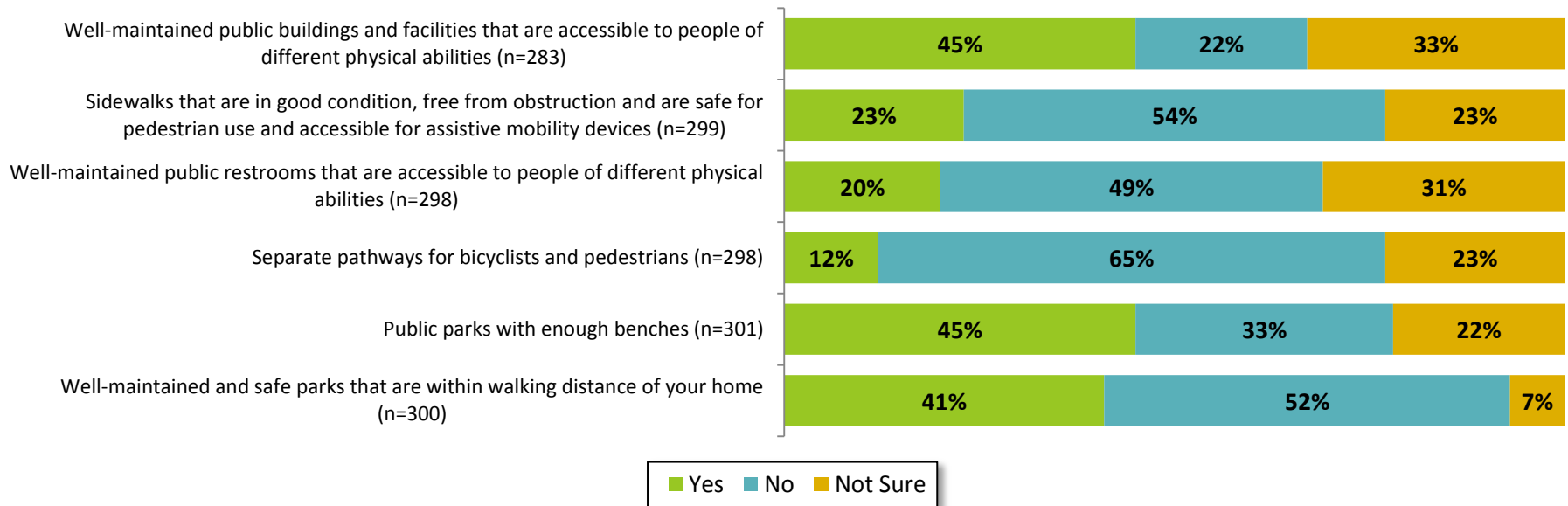
➤ Q14. How important do you think it is to have the following in your community? (Five point scale, where 1=“Not at all important,” 2=“Not very important,” 3=“Somewhat important,” 4=“Very important,” 5=“Extremely important.”)

# Availability of Specific Aspects in the Community

- The availability of specific aspects of outdoor spaces and buildings could align better with perceived importance of the aspects.
- Over two-fifths of respondents feel well-maintained public buildings and facilities that are accessible to people of different physical abilities (45%) are available in their community.
- Only about one-fifth of respondents think their community has sidewalks that are in good condition, (23%) and well-maintained public restrooms that are accessible to people of different physical abilities (20%).

## Availability of Specific Aspects in the Community

Base: Those who provided a response



➤ Q15. Does the community where you live have the following?

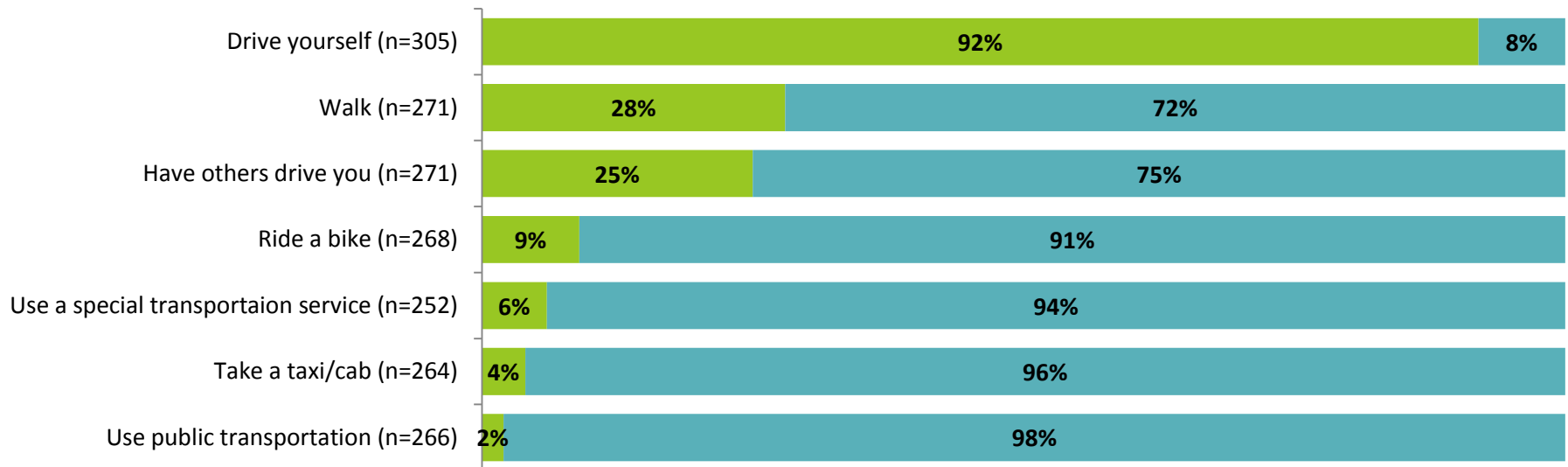


# Transportation and Streets

# How You Get Around

- Most (92%) respondents drive themselves for things like shopping, visiting the doctor, running errands, or going to other places, by far the most common way respondents get around town.
- One-quarter or more of respondents walk (28%) and/or have others drive them (25%).
- One in eleven respondents (9%) ride a bicycle.

**How You Get Around**  
Base: Those who provided a response



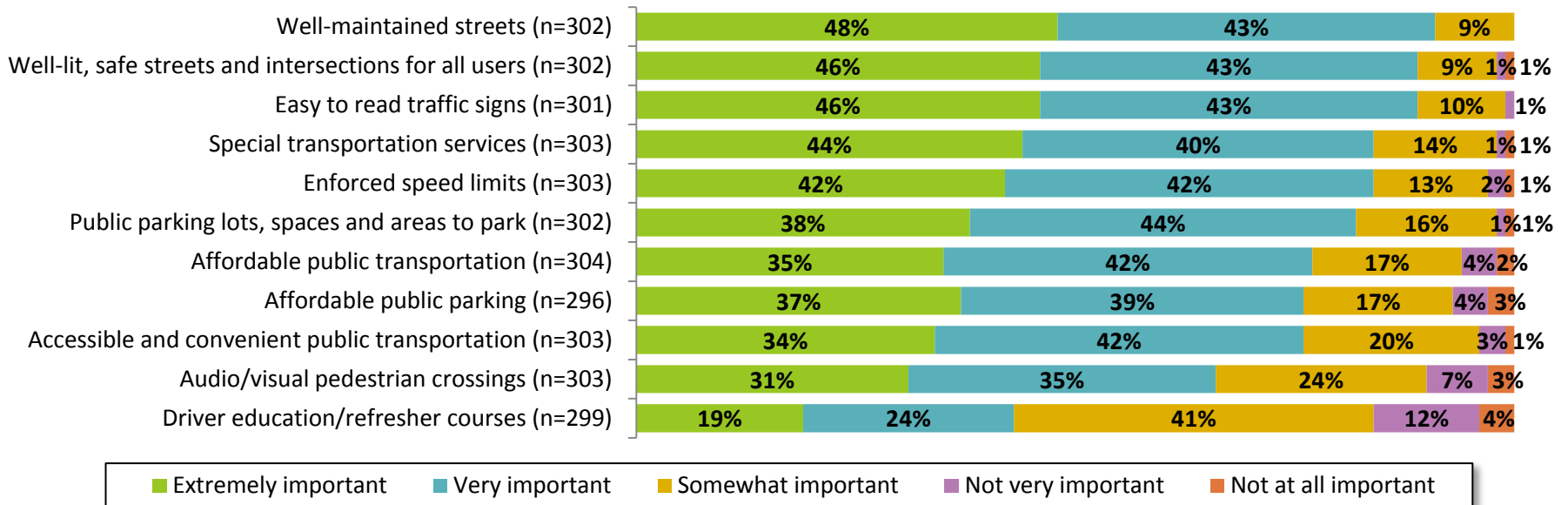
➤ Q16. Do you get around for things like shopping, visiting the doctor, running errands, or going to other places in the following ways?

# Importance of Specific Aspects in the Community

- Most respondents feel it is “extremely” (48%) or “very important” (43%) for their community to have well-maintained streets (91%), well-lit, safe streets and intersections for all users (89%), easy to read traffic signs (89%), special transportation services (84%), and enforced speed limits (84%).
- Just two-fifths (43%) of respondents feel having driver education/refresher courses is “extremely important” or “very important.”

## Importance of Specific Aspects in the Community

Base: Those who provided a response



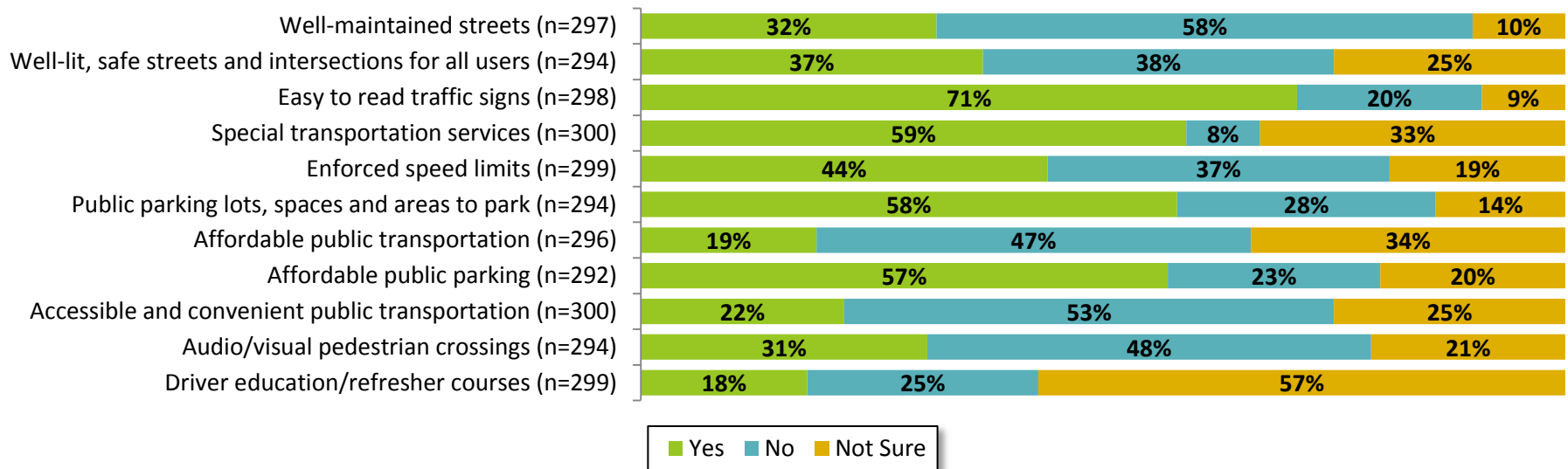
➤ Q17. How important do you think it is to have the following in your community? (Five point scale, where 1=“Not at all important,” 2=“Not very important,” 3=“Somewhat important,” 4=“Very important,” 5=“Extremely important.”)

# Availability of Specific Aspects in the Community

- Availability of transportation and street attributes in the community do not align with the perceived importance of the attributes.
- Just one-third (32%) of respondents feel their community has well-maintained streets, while three-fifths (58%) feel it does not.
- Two-fifths (37%) of respondents feel their community has well-lit, safe streets and intersections for all users, a similar percentage as those who do not (38%).
- Over two-thirds (71%) of respondents feel their community has easy to read traffic signs.

## Availability of Specific Aspects in the Community

Base: Those who provided a response



➤ Q18. Does the community where you live have the following?

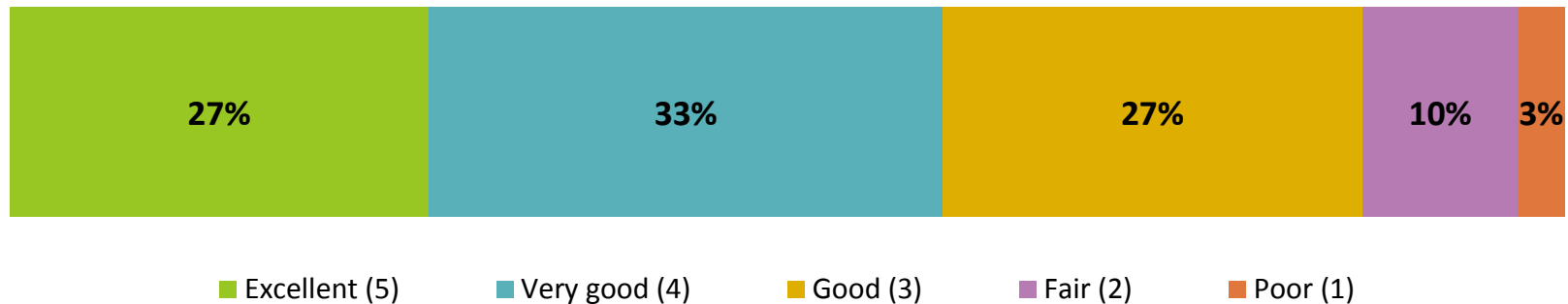
# Health and Wellness

# Personal Health

- Three-fifths (60%) of respondents rate their health as “excellent” (27%) or “very good” (33%) compared to most people their age, and one-quarter (27%) rate their health as “good.”
- Few (3%) respondents rate their health as “poor” compared to most people their age.

## Personal Health

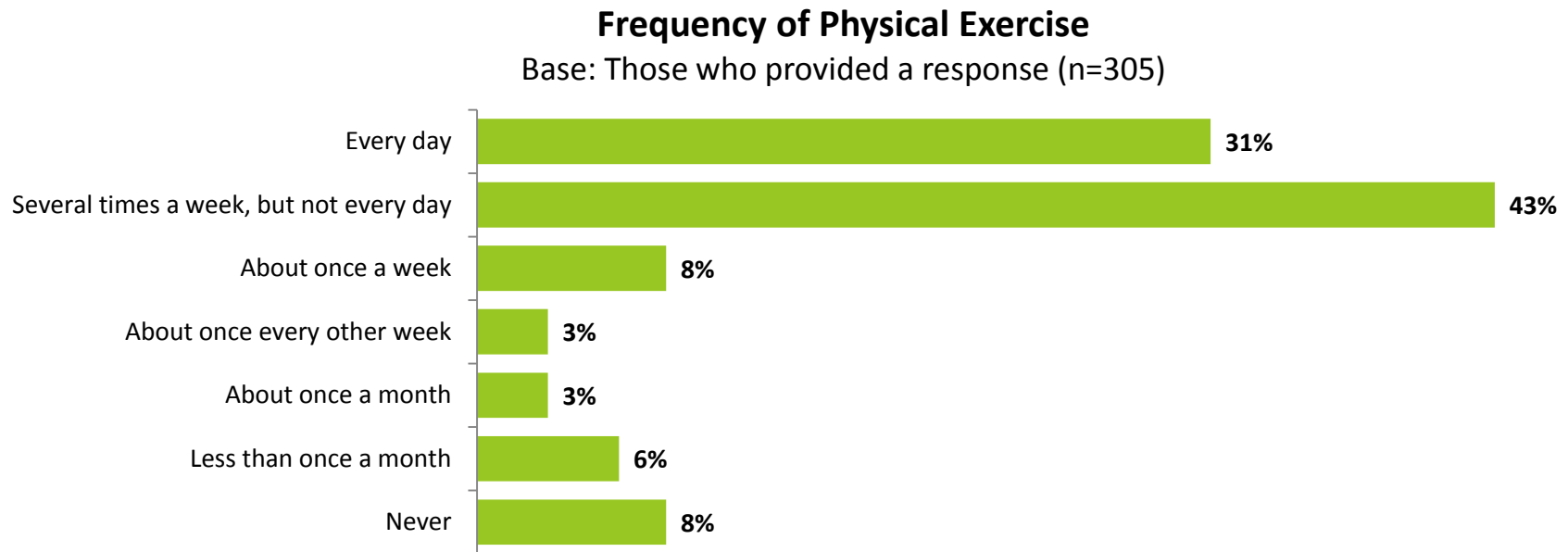
Base: Those who provided a response (n=307)



➤ Q19. In general, when compared to most people your age, how would you rate your health? (Five point scale, where 1=“Poor,” 2=“Fair,” 3=“Good,” 4=“Very good,” 5=“Excellent.”)

# Frequency of Physical Exercise

- Nearly one-third (31%) of respondents engage in some form of physical exercise every day.
- Over two-fifths (43%) of respondents engage in some form of physical exercise several times a week, but not every day.



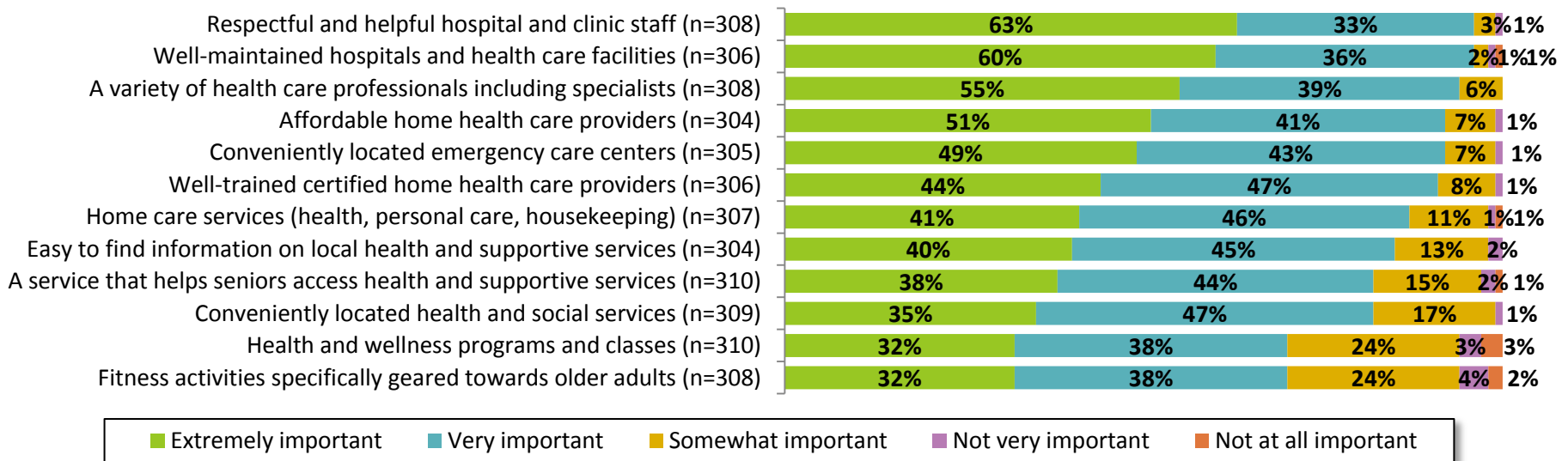
➤ Q20. How often do you engage in some form of physical exercise (such as walking, running, biking, swimming, sports, strength training, yoga, stretching)? (Aided, single response)

# Importance of Specific Aspects in the Community

- Each of the health and wellness aspects included in the research are considered important by at least seven in ten respondents.
- Nearly all respondents consider having respectful and helpful hospital and clinic staff (96%), well-maintained hospitals and health care facilities (96%), and/or a variety of health care professionals including specialists (94%) in their community to be “extremely important” or “very important.”

## Importance of Specific Aspects in the Community

Base: Those who provided a response



➤ Q21. How important do you think it is to have the following in your community? (Five point scale, where 1=“Not at all important,” 2=“Not very important,” 3=“Somewhat important,” 4=“Very important,” 5=“Extremely important.”)

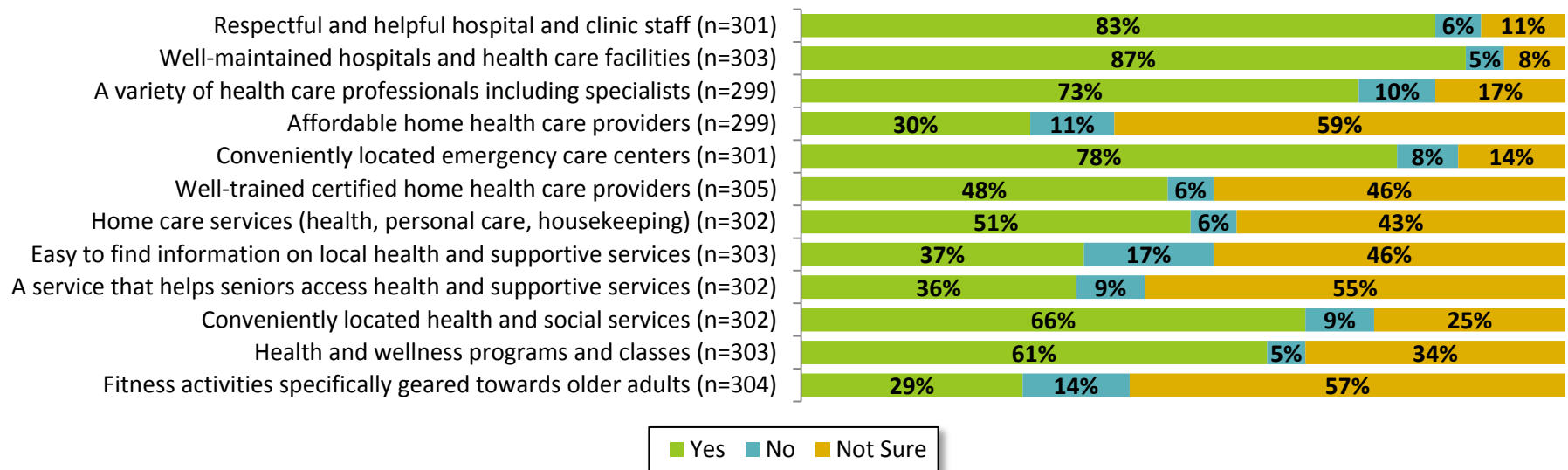


# Availability of Specific Aspects in the Community

- The perceived importance and availability of health and wellness aspects in the community align better than do some of the other categories of community features.
- The majority of respondents feel their community has respectful hospital and clinic staff (83%), well-maintained hospitals and health care facilities (87%), a variety of health care professionals including specialists (73%), and conveniently located emergency care centers (78%).
- Just three in ten feel their community has affordable home health care providers (30%) and/or fitness activities geared towards older adults (29%).

## Availability of Specific Aspects in the Community

Base: Those who provided a response



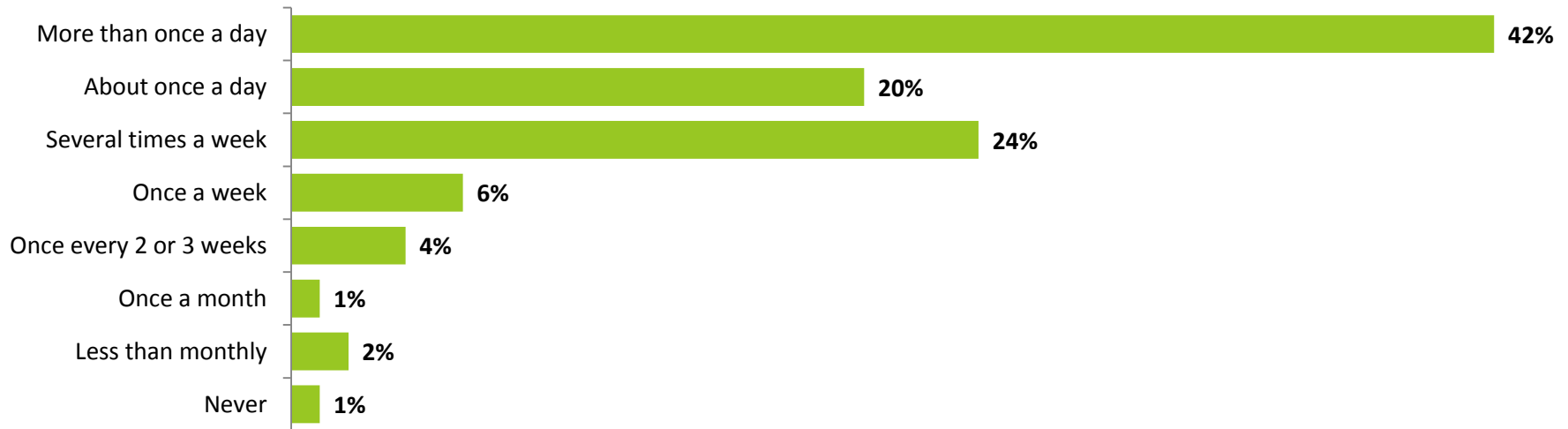
➤ Q22. Does the community where you live have the following?

# Social Participation, Inclusion and Education Opportunities

# Frequency of Interaction

- Respondents seem to have frequent interaction. Over two-fifths (42%) of respondents interact with people in the community more than once a day. This is followed by about once a day (20%) and several times a week (24%).

**Frequency of Interaction**  
Base: Those who provided a response (n=301)



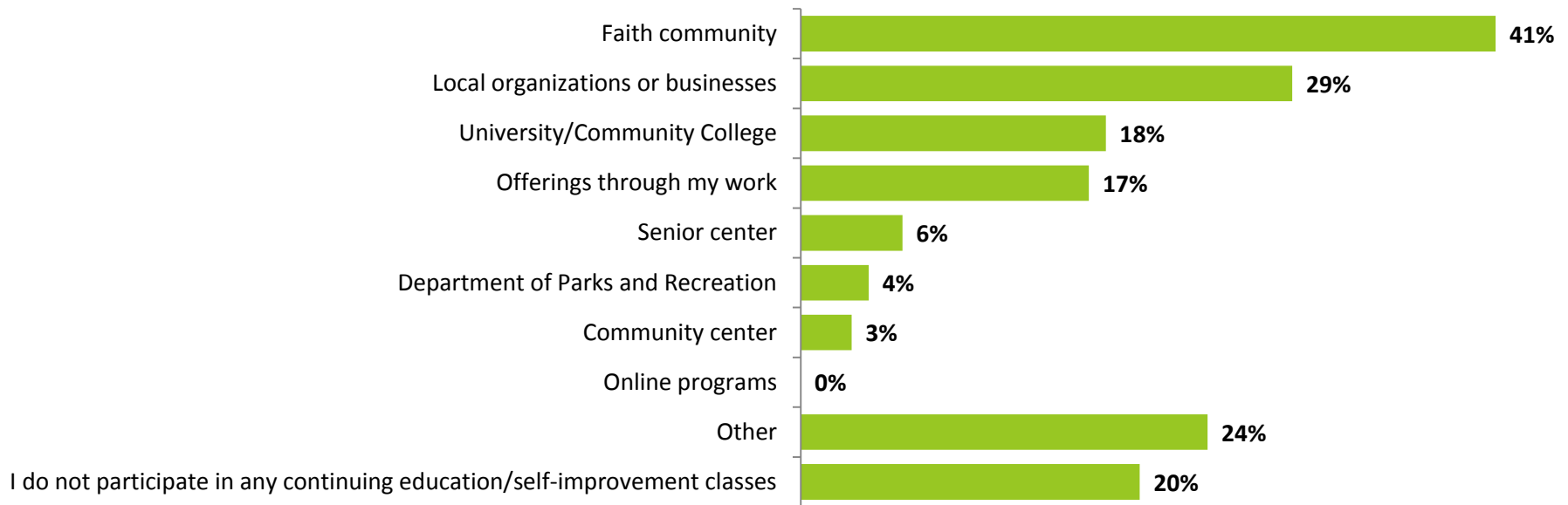
➤ Q23. About how frequently do you interact with your friends, family or neighbors in your community? This interaction could be by phone, in person, email, or social media like Facebook. (Aided, single response)

# Continuing Education and Self-Improvement

- Two-fifths (41%) of respondents go to a faith community for continuing education and/or self-improvement classes, and nearly one-third (29%) go to local organizations or businesses.

## Continuing Education and Self-Improvement

Base: Those who provided a response (n=152)



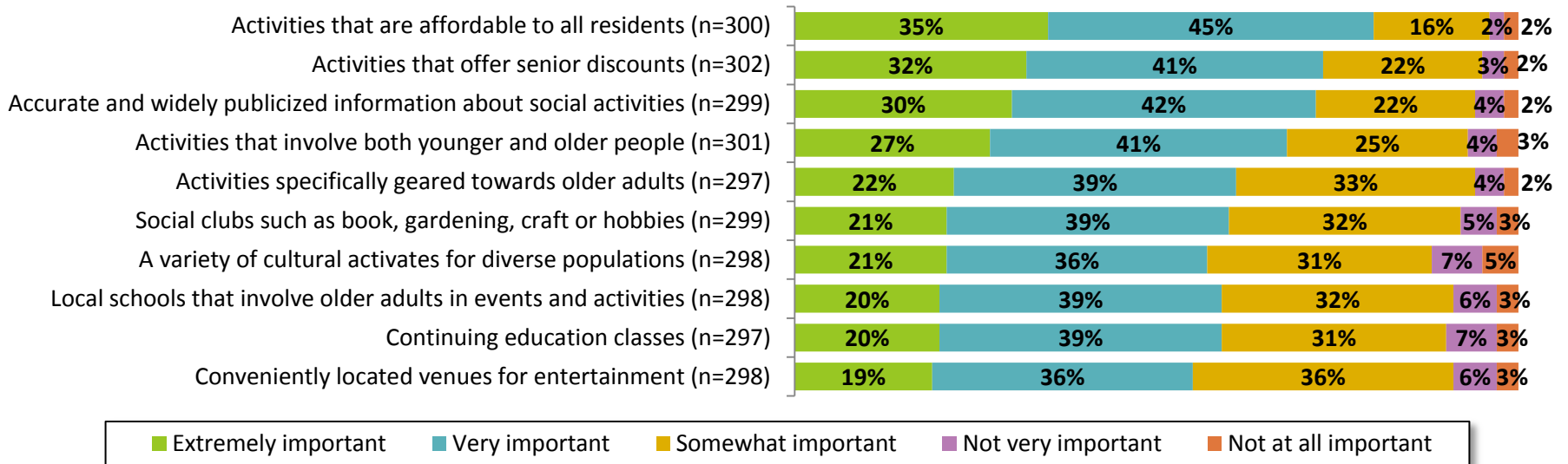
➤ Q24. Where do you typically go for continuing education or self-improvement classes/workshops in your community? (Aided, multiple responses)

# Importance of Specific Aspects in the Community

- Four-fifths (80%) of respondents feel it is “extremely important” (35%) or “very important” (45%) to have activities that are affordable to all residents in their community.
- Over two-thirds of respondents consider activities that offer senior discounts (73%), accurate and widely publicized information about social activities (72%), and activities that involve both younger and older people (68%) “extremely important” or “very important” to have in their community.

## Importance of Specific Aspects in the Community

Base: Those who provided a response



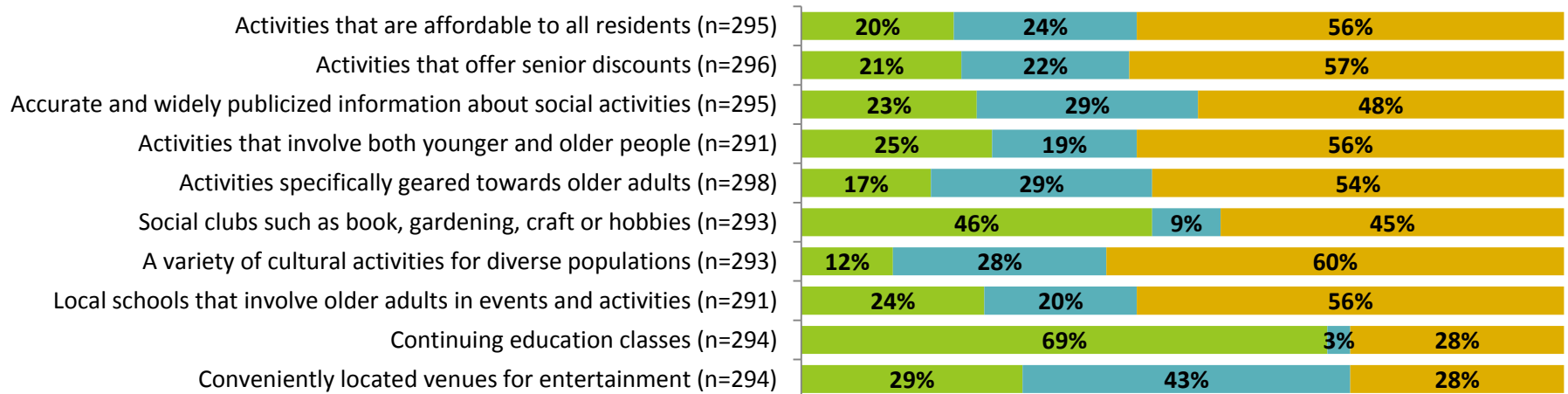
➤ Q25. How important do you think it is to have the following in your community? (Five point scale, where 1=“Not at all important,” 2=“Not very important,” 3=“Somewhat important,” 4=“Very important,” 5=“Extremely important.”)

# Availability of Specific Aspects in the Community

- The perceived importance of participation, inclusion and education opportunities do not align well with what is believed to be available.
- Only about one-fifth of respondents say their community has activities that are affordable to all residents (20%), and/or activities that offer senior discounts (21%), yet these are perceived to be the two most important aspects according to respondents.
- Conversely, continuing education classes are considered important to the second lowest percentage of respondents but over two-thirds (69%) believe they are available, the highest percentage of the participation, inclusion and education opportunities included in the research.

## Availability of Specific Aspects in the Community

Base: Those who provided a response



■ Yes ■ No ■ Not Sure

➤ Q26. Does the community where you live have the following?

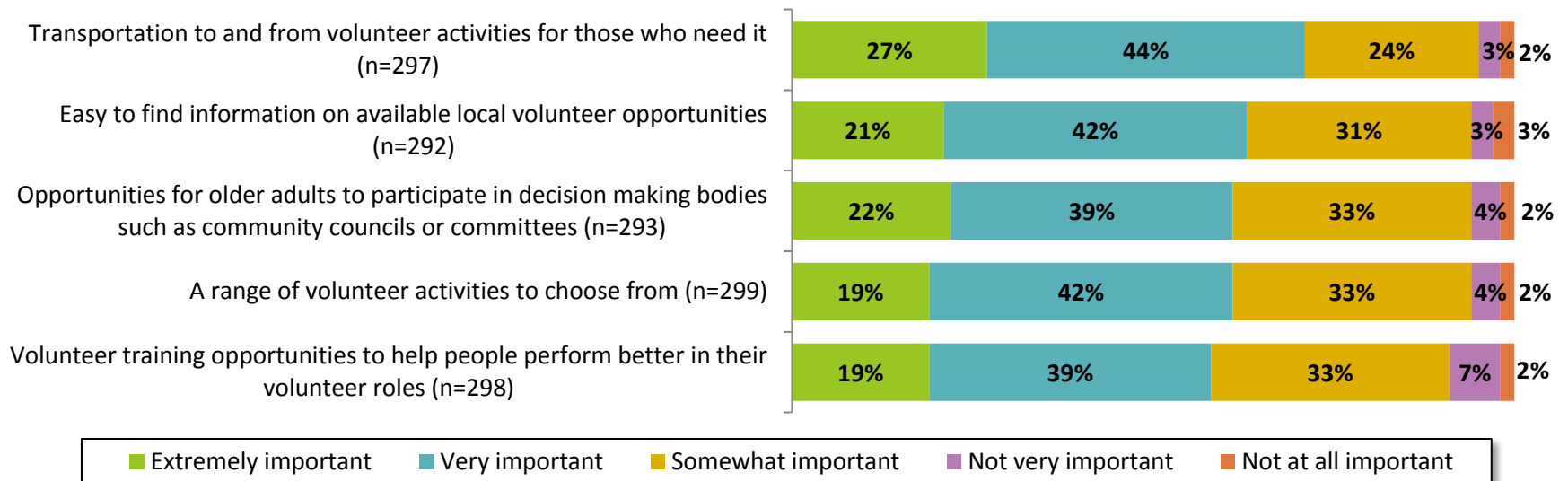
# Volunteering and Civic Engagement

# Importance of Specific Aspects in the Community

- Two-thirds (71%) of respondents consider transportation to and from volunteer activities for those who need it “extremely important” (27%) or “very important” (44%).
- Three-fifths of respondents feel it is “extremely” or “very important” to have easy to find information on available local volunteer opportunities in their community (63%).

## Importance of Specific Aspects in the Community

Base: Those who provided a response



➤ Q27. How important do you think it is to have the following in your community? (Five point scale, where 1=“Not at all important,” 2=“Not very important,” 3=“Somewhat important,” 4=“Very important,” 5=“Extremely important.”)

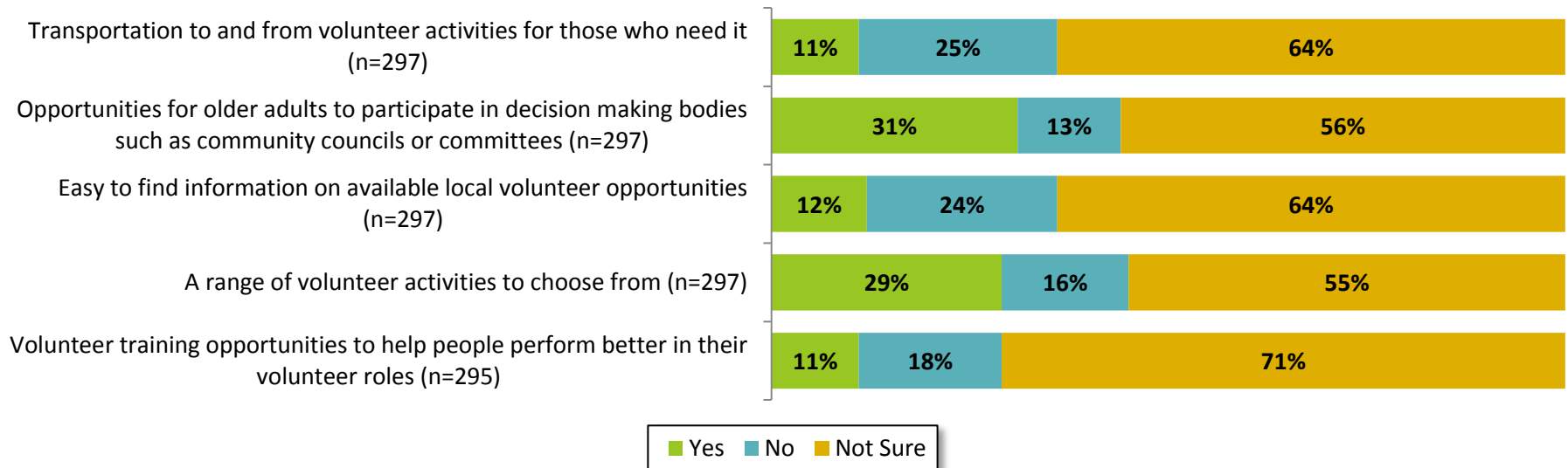


# Availability of Specific Aspects in the Community

- Just one in nine (11%) respondents think transportation to and from volunteer activities for those who need it is available in their community, and only one in eight (12%) feel there is easy to find information on available local volunteer opportunities.
- One-third (31%) of respondents feel there are opportunities for older adults to participate in decision making bodies such as community councils or committees in their community and over one-quarter (29%) believe a range of volunteer activities to choose from exist in their community.

## Availability of Specific Aspects in the Community

Base: Those who provided a response



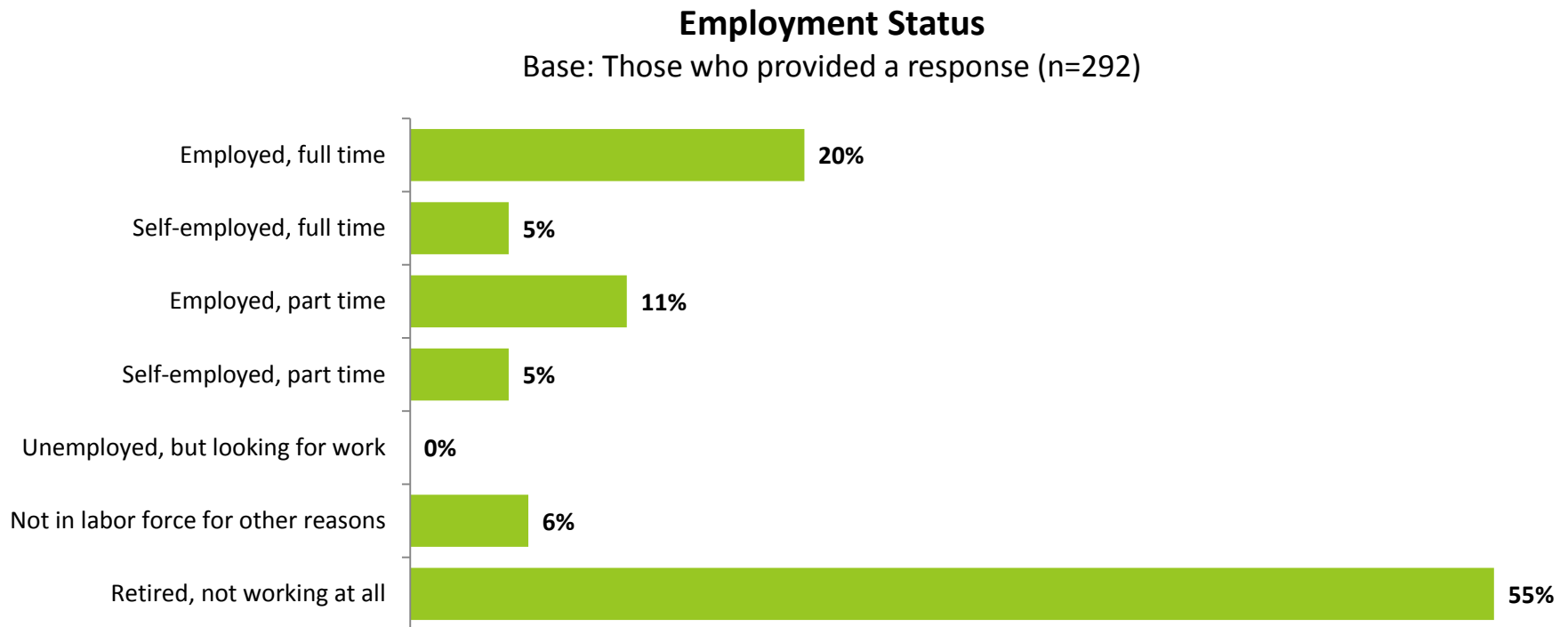
\*Caution, small base size (n<50); use for directional purposes only.

➤ Q28. Does the community where you live have the following?

# Job Opportunities

# Employment Status

- One-quarter (25%) of respondents are employed or self-employed full-time.
- Less than one-fifth (16%) of respondents are employed or self-employed part-time.
- Few (6%) respondents are not in the labor force for other reasons.
- Over one-half (55%) of respondents are retired.



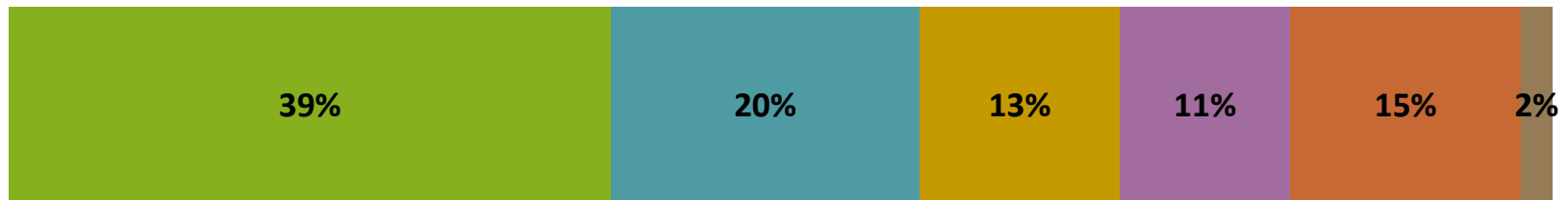
➤ Q29. Which of the following best describes your current employment status?

# Likelihood of Continuing to Work

- Three-fifths (59%) of respondents are “extremely likely” (39%) or “very likely” (20%) to continue to work as long as possible rather than choosing to retire.
- One in eight (13%) respondents are “somewhat likely” to continue to work as long as possible.
- One-quarter (26%) of respondents are “not very likely” or “not at all likely” to continue to work as long as possible.

## Likelihood of Continuing to Work

Base: Those who are in the work force and provided a response (n=151)



■ Extremely likely (5)   ■ Very likely (4)   ■ Somewhat likely (3)   ■ Not very likely (2)   ■ Not at all likely (1)   ■ Not sure

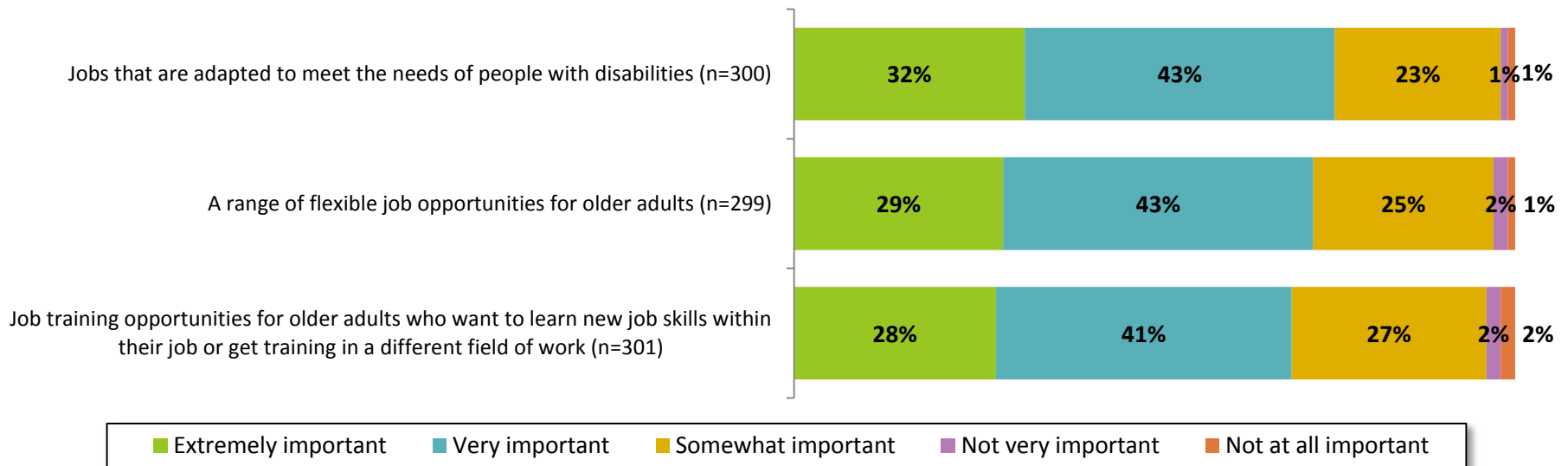
➤ Q30. How likely is it that you will continue to work as long as possible rather than choosing to retire and no longer work for pay? (Five point scale, where 1=“Not at all likely,” 2=“Not very likely,” 3=“Somewhat likely,” 4=“Very likely,” 5=“Extremely likely.”)

# Importance of Specific Aspects in the Community

- Two-thirds or more respondents feel jobs that are adapted to meet the needs of people with disabilities (75%), a range of flexible job opportunities for older adults (72%), and job training opportunities for older adults (69%) are “extremely important” or “very important” to have in their community.

## Importance of Specific Aspects in the Community

Base: Those who provided a response



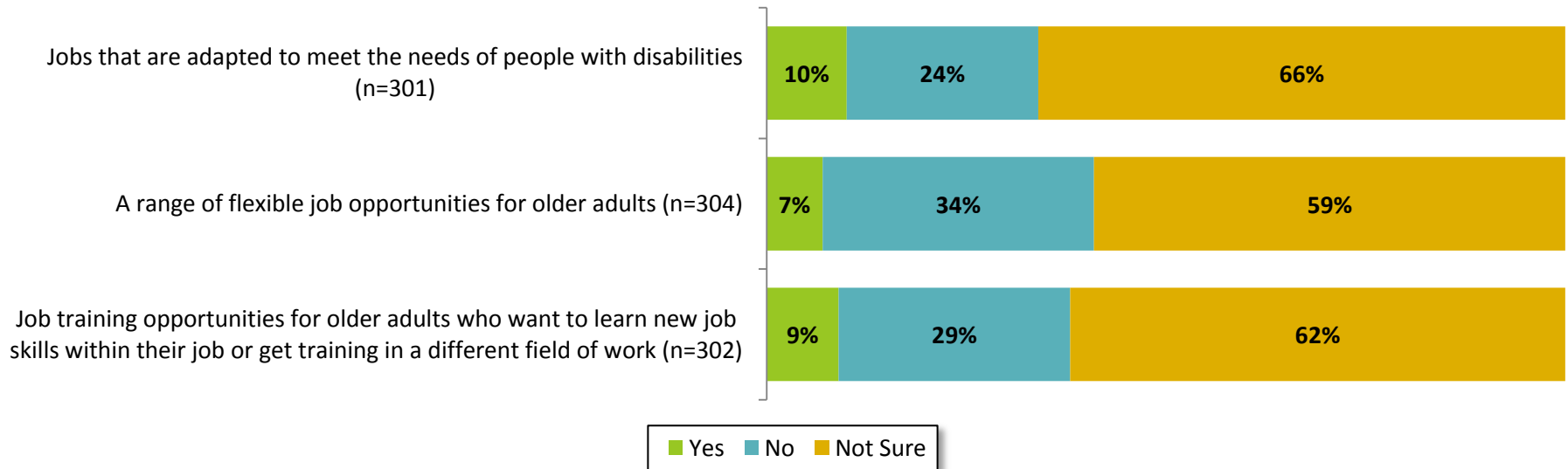
➤ Q31. How important do you think it is to have the following in your community? (Five point scale, where 1=“Not at all important,” 2=“Not very important,” 3=“Somewhat important,” 4=“Very important,” 5=“Extremely important.”)

# Availability of Specific Aspects in the Community

- Few respondents believe any of the job-related opportunities are available in their community. The majority are not sure if the job-related opportunities exist in their community.
- Only one in ten (10%) respondents feel their community has jobs that are adapted to meet the needs of people with disabilities.
- Few respondents feel their community has a range of flexible job opportunities for older adults (7%) or job training opportunities for older adults (9%).

## Availability of Specific Aspects in the Community

Base: Those who provided a response



➤ Q32. Does the community where you live have the following?

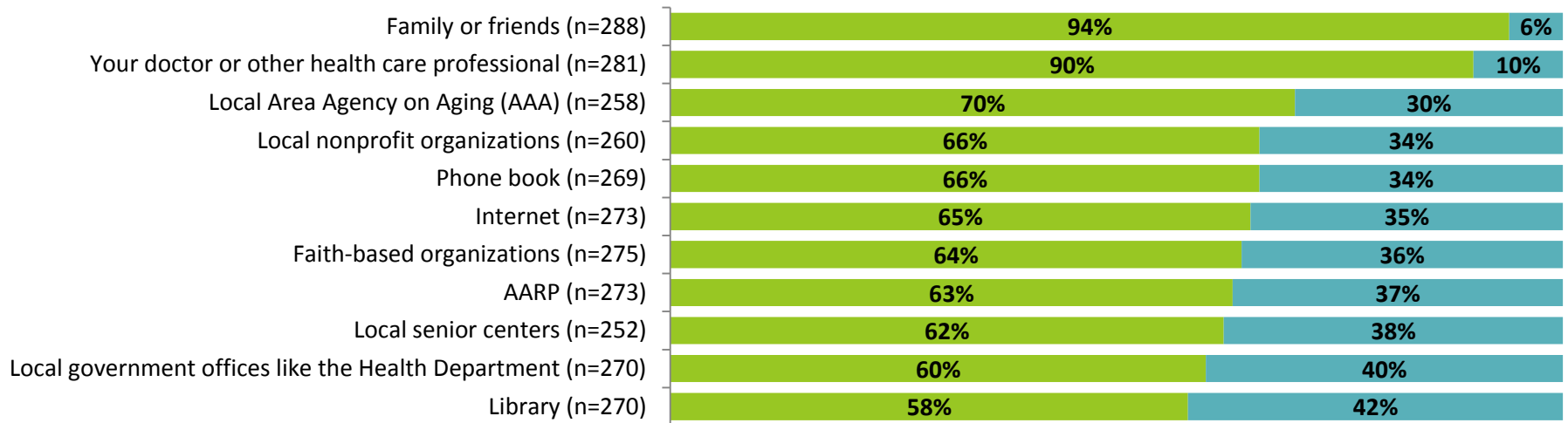
# Community Information

# Community Resources

- Nearly all respondents would turn to family or friends (94%) or their doctor or other health care professional (90%) for information about services for older adults.
- More than one-half would turn to each of the other listed resources.

## Community Resources

Base: Those who provided a response



➤ Q33. Would you turn to the following resources if you, a family member or friend needed information about services for older adults such as caregiving services, home delivered meals, home repair, medical transport, or social activities?

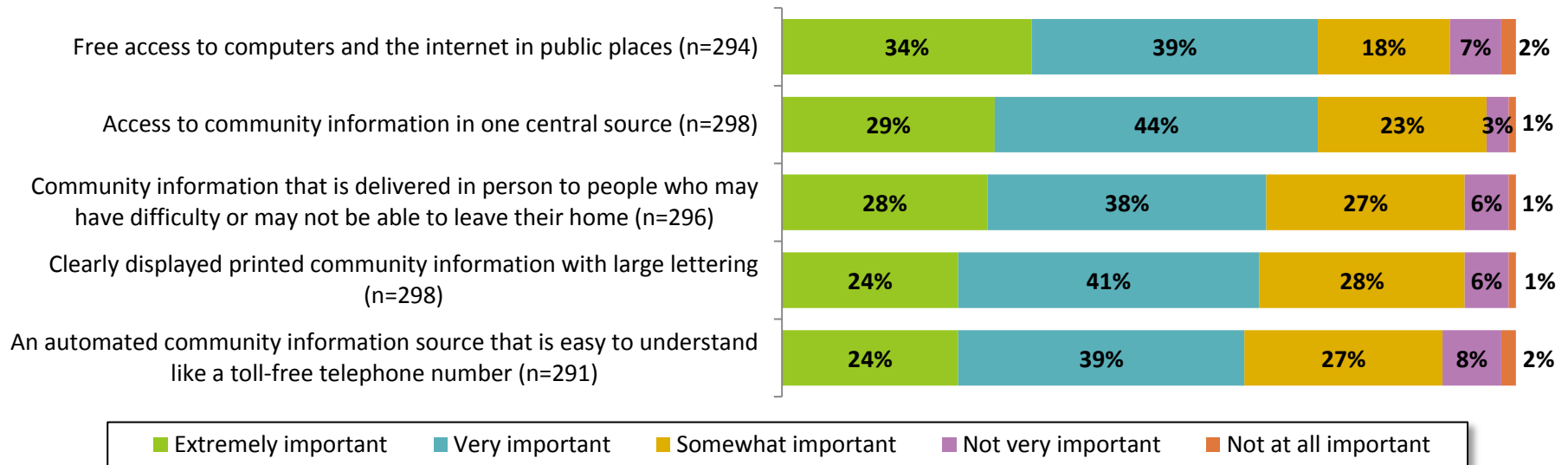


# Importance of Specific Aspects in the Community

- Three-quarters of respondents consider it “extremely important” or “very important” to have free access to computers and the internet in public places in their community (73%) and access to community information in one central source (73%).
- Over three-fifths of respondents consider it “extremely important” or “very important” to have community information delivered in person (66%), clearly displayed printed community information with large lettering (65%), and an automated community information source that is easy to understand (63%).

## Importance of Specific Aspects in the Community

Base: Those who provided a response



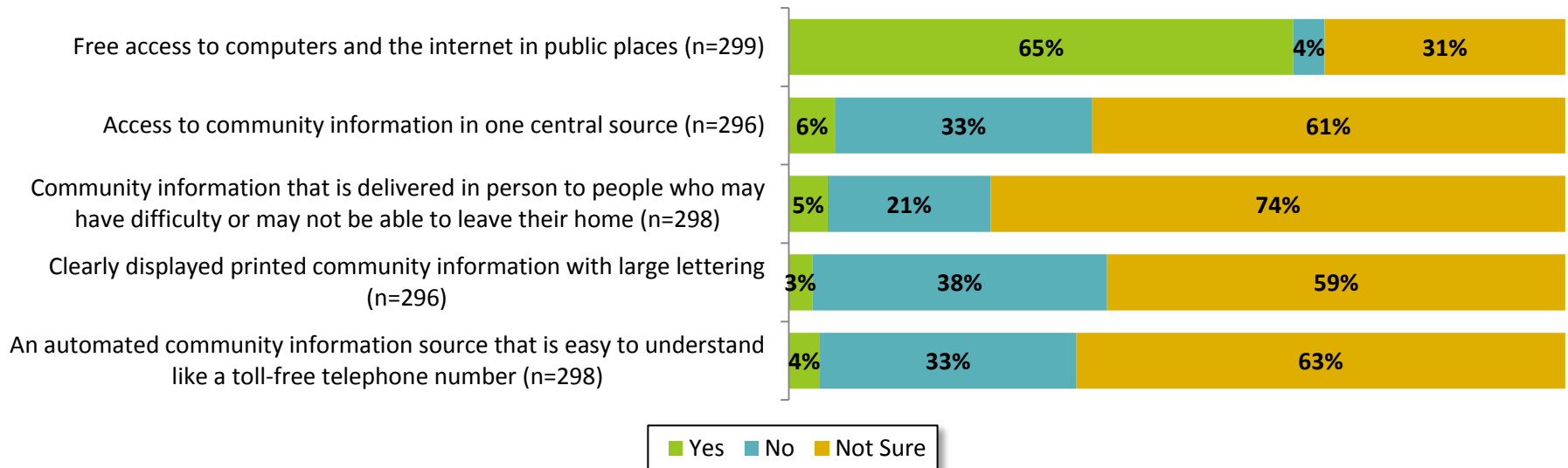
➤ Q34. How important do you think it is to have the following in your community? (Five point scale, where 1=“Not at all important,” 2=“Not very important,” 3=“Somewhat important,” 4=“Very important,” 5=“Extremely important.”)

# Availability of Specific Aspects in the Community

- Nearly two-thirds (65%) of respondents say they have free access to computers and the internet in public places.
- Few respondents say they have access to community information in one central source (6%), community information delivered in person (5%), clearly displayed printed community information (3%), or an automated community information source that is easy to understand (4%). Most are unsure about the availability of these community resources.

## Availability of Specific Aspects in the Community

Base: Those who provided a response



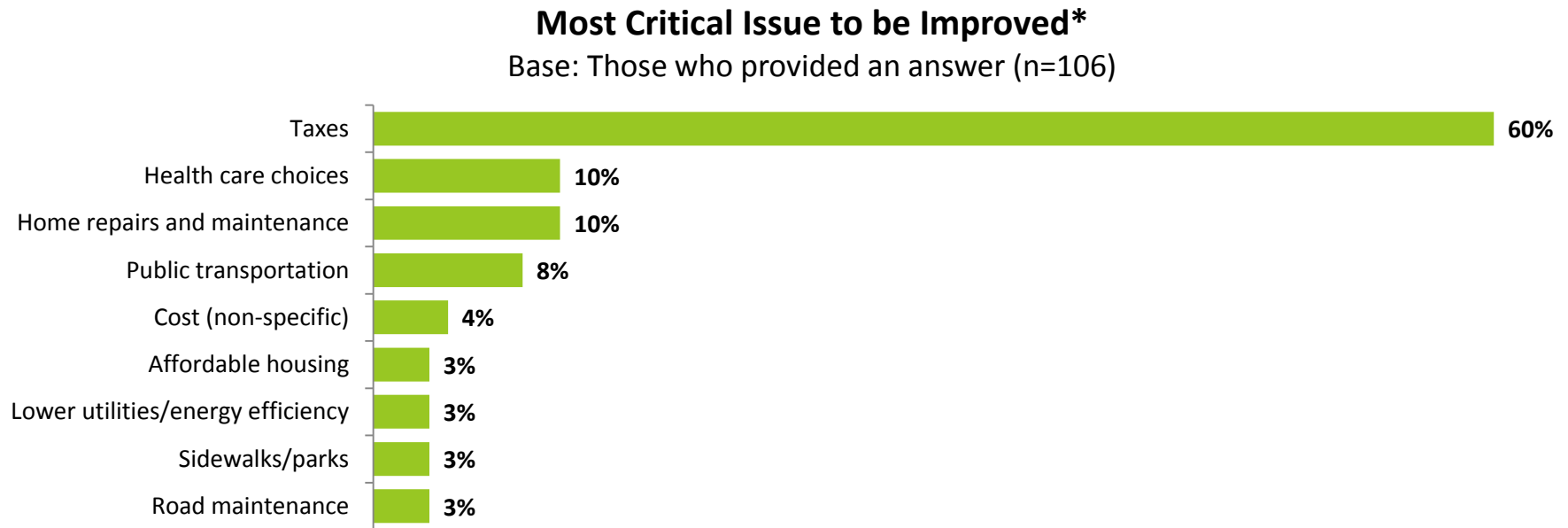
\*Caution, small base size (n<50); use for directional purposes only.

➤ Q35. Does the community where you live have the following?

# Additional Comments

# Most Critical Issue to be Improved

- Three-fifths (60%) of respondents who provided an additional comment cited taxes as the most critical issue to be improved in order to remain in their home, followed distantly by health care choices (10%), home repairs and maintenance (10%), and public transportation (8%).

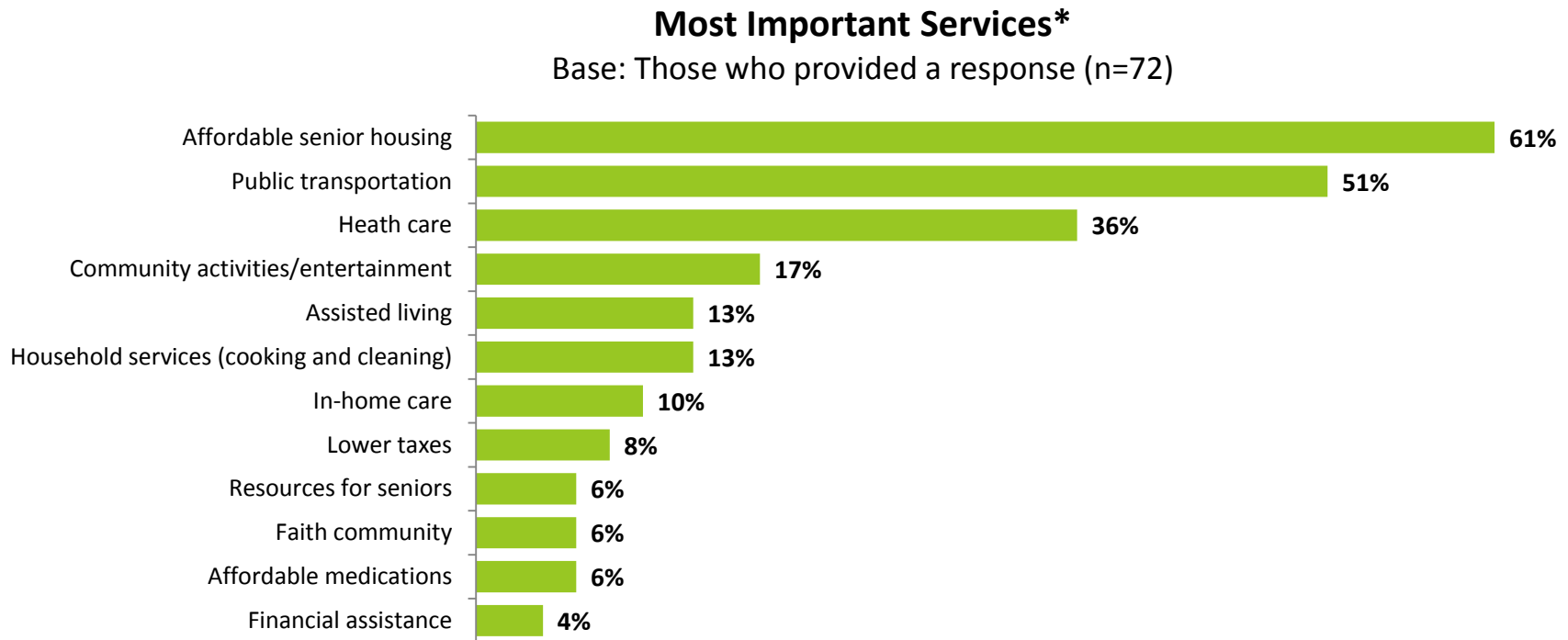


\* Please see Appendix A for full detail.

➤ C1. What do you feel is the most critical issue to be improved to allow you to remain in your home within the community? (Unaided, multiple responses)

# Most Important Services

- Three-fifths (61%) of respondents who provided a response mentioned affordable senior care as a service that needs to be available to them as they age in their community, followed by public transportation (51%) and health care (36%).



\*Please see Appendix A for full detail.

➤ C2. If you cannot remain in your current home, what do you feel are the three most important services that need to be available to you as you age in this community? (Unaided, multiple responses)

# Respondent Profile

# Respondent Profile

- More women (64%) than men (36%) are represented in the respondent base.
- The majority of respondents are between 55 and 84 years of age: 55 to 64 (27%), 65 to 74 (35%), and 75 to 84 (21%).
- One-half (52%) of respondents are married. About one-fifth each are widowed (20%) and divorced (17%).
- One-half (52%) of respondents are AARP members.
- Two-thirds (69%) of respondents have no disabilities.
- One-quarter of respondents each have a high school diploma (28%), post-high school education/training with no degree (23%), and a 2 or 4 year college degree (24%). One-fifth (21%) have a graduate or professional degree.
- Over two-fifths (44%) of respondents access the internet several times a day, while one in six (15%) access the internet about once a day. One-quarter (27%) never go online.
- Two-fifths of respondents each have household incomes between \$10,000 and less than \$30,000 (40%) and \$30,000 to less than \$75,000 (39%). One in eight (12%) have household incomes of \$75,000 or more, and one in eleven (9%) have incomes less than \$10,000.
- One in six (15%) respondents have another adult living in their household, and one in ten (10%) have a child or children 18 or older in their household.
- Two-thirds (66%) of respondents have Medicare, two-fifths (40%) have insurance through a current or former employer, and one-third (35%) have insurance purchased directly from an insurance company.

# Classification

	<u>Total</u>
<b>Gender</b>	<b>(n=301)</b>
Male	36%
Female	64%
<b>Age</b>	<b>(n=292)</b>
Under 55	11%
55 to 64	27%
65 to 74	35%
75 to 84	21%
85 or older	6%
<b>Marital Status</b>	<b>(n=303)</b>
Married	52%
Widowed	20%
Divorced	17%
Not married, living with partner	5%
Never married	5%
Separated	1%
<b>AARP Member</b>	<b>(n=307)</b>
Yes	52%
No	48%
<b>Disability</b>	<b>(n=302)</b>
Yes, myself	21%
Yes, my spouse or partner	5%
Yes, both me and my spouse or partner	5%
No	69%

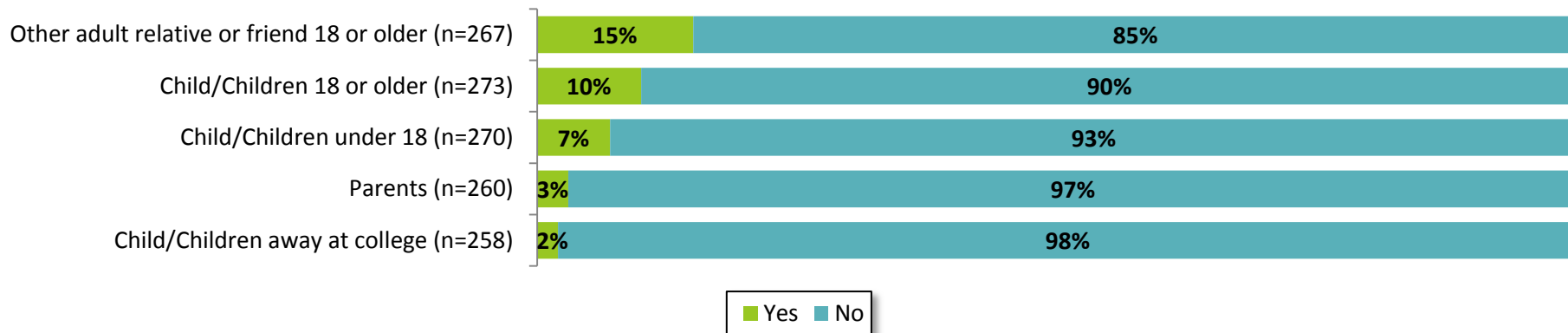
	<u>Total</u>
<b>Highest Level of Education</b>	<b>(n=301)</b>
K-12 <sup>th</sup> grade (no diploma)	4%
High school graduate, GED or equivalent	28%
Post-high school education/training (no degree)	23%
2-year college degree	12%
4-year college degree	12%
Graduate or professional degree(s)	21%
<b>Internet Access</b>	<b>(n=303)</b>
Several times a day	44%
About once a day	15%
3-6 days a week	7%
1-2 days a week	4%
Once every few weeks	2%
Once a month or less	1%
Never go online	27%
<b>Household Income</b>	<b>(n=278)</b>
Less than \$10,000	9%
\$10,000 to \$19,999	23%
\$20,000 to \$29,999	17%
\$30,000 to \$49,999	22%
\$50,000 to \$74,999	17%
\$75,000 to \$99,999	6%
\$100,000 or more	6%



# Classification (continued)

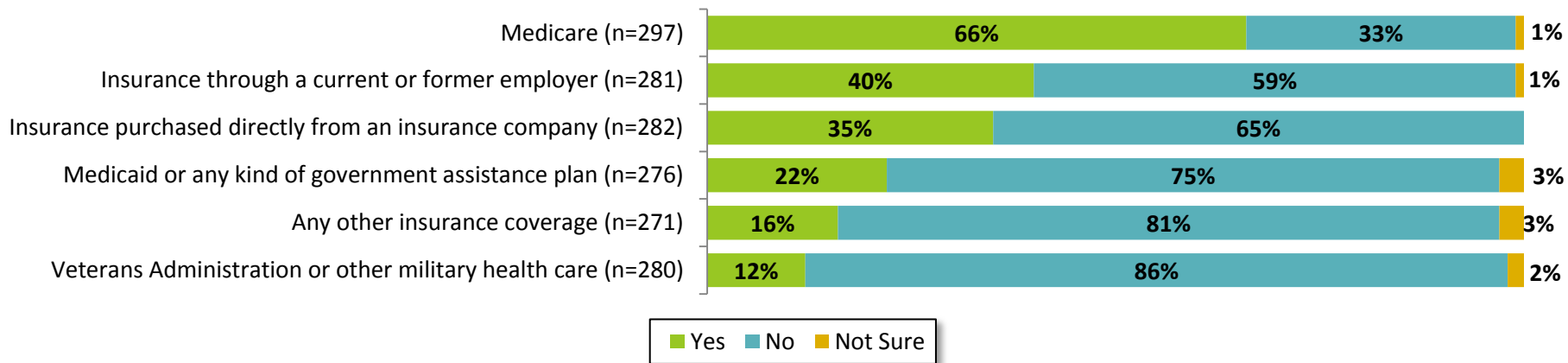
## Living In Household

Base: Those who provided a response



## Health Care Coverage


Base: Those who provided a response



# Appendix A

## Additional Data

Prepared by:



Portland  
Research  
Group

# Appendix A: Additional Data

Q9. What type of home is your primary home? (OTHER)

Primary Home Base: Those who provided a response (n=311)	
Dairy farm	< 1%
Senior housing	< 1%
Home with an in-law apartment	< 1%
Mobile home with a large addition	< 1%

# Appendix A: Additional Data

C1. What do you feel is the most critical issue to be improved to allow you to remain in your home within the community?

Most Critical Issue to be Improved	
Base: Those who provided a response (n=106)	
Taxes	60%
Health care choices	10%
Home repairs and maintenance	10%
Public transportation	8%
Cost (non-specific)	4%
Affordable housing	3%
Lower utilities/energy efficiency	3%
Sidewalks/parks	3%
Road maintenance	3%
Personal health	2%
Toll free number for information	1%
Police presence	1%
Emergency services	1%
Entertainment	1%
Traffic	1%
Employment opportunities	1%

# Appendix A: Additional Data


C2. If you cannot remain in your current home, what do you feel are the three most important services that need to be available to you as you age in this community?

Most Important Services Base: Those who provided a response (n=72)		Most Important Services (continued) Base: Those who provided a response (n=72)	
Affordable senior housing	61%	Financial assistance	4%
Public transportation	51%	Fast emergency response	3%
Health care	36%	Road maintenance	3%
Community activities/entertainment	17%	Affordable utilities	3%
Assisted living	13%	Affordable food	3%
Household services (cooking and cleaning)	13%	Respect	3%
In-home care	10%	Family	3%
Lower taxes	8%	Tax breaks for family members who take care of elderly	3%
Resources for seniors	6%	Local government	1%
Faith community	6%	Opportunities for exercise	1%
Affordable medications	6%	Insurance	1%

# Appendix B

## Questionnaire

Prepared by:



Portland  
Research  
Group

# Appendix B: Questionnaire

## 2015 PARIS MAINE COMMUNITY SURVEY

### TOWN OF PARIS, MAINE

1. How would you rate your community as a place for people to live as they age? (This would be the geographical location where your home is located. A community can be located within a city or town or county.)

- <sub>5</sub> Excellent
- <sub>4</sub> Very good
- <sub>3</sub> Good
- <sub>2</sub> Fair
- <sub>1</sub> Poor

2. How long have you lived in this community?

- <sub>6</sub> Less than 5 years
- <sub>5</sub> 5 years but less than 15 years
- <sub>4</sub> 15 years but less than 25 years
- <sub>3</sub> 25 years but less than 35
- <sub>2</sub> 35 years but less than 45
- <sub>1</sub> 45 years or more

3. Some people reside in places outside of their state for part of the year. Which of the following describes how you reside in your state? [CHECK ONLY ONE]

- <sub>1</sub> Year round, do not reside anywhere outside of my state
- <sub>2</sub> Seasonally, reside outside of my state during Winter, Spring, Summer, or Fall on a regular basis

4. Thinking about your retirement years when you do not work at all, how likely is it that you will move to a different home in your community?

- <sub>5</sub> Extremely likely
- <sub>4</sub> Very likely
- <sub>3</sub> Somewhat likely
- <sub>2</sub> Not very likely
- <sub>1</sub> Not at all likely
- <sub>0</sub> Not sure

5. Thinking about your retirement years when you do not work at all, how likely is it that you will move to a different home outside of your community?

- <sub>5</sub> Extremely likely
- <sub>4</sub> Very likely
- <sub>3</sub> Somewhat likely
- <sub>2</sub> Not very likely
- <sub>1</sub> Not at all likely
- <sub>0</sub> Not sure

6. If you were to consider moving out of your community during your retirement when you do not work at all, would the following factors impact your decision to move?

- |  | Yes                                   | No                                    | Not sure                              |
|--|---------------------------------------|---------------------------------------|---------------------------------------|
| a. Looking for a different home size that meets your needs .....           | <input type="checkbox"/> <sub>1</sub> | <input type="checkbox"/> <sub>2</sub> | <input type="checkbox"/> <sub>0</sub> |
| b. Maintaining your current home will be too expensive.....                | <input type="checkbox"/> <sub>1</sub> | <input type="checkbox"/> <sub>2</sub> | <input type="checkbox"/> <sub>0</sub> |
| c. Fearing for your personal safety or security concerns .....             | <input type="checkbox"/> <sub>1</sub> | <input type="checkbox"/> <sub>2</sub> | <input type="checkbox"/> <sub>0</sub> |
| d. Looking for a home that will help you live independently as you age ... | <input type="checkbox"/> <sub>1</sub> | <input type="checkbox"/> <sub>2</sub> | <input type="checkbox"/> <sub>0</sub> |
| e. Wanting to move to an area that has better health care facilities ..... | <input type="checkbox"/> <sub>1</sub> | <input type="checkbox"/> <sub>2</sub> | <input type="checkbox"/> <sub>0</sub> |
| f. Wanting to be closer to family .....                                    | <input type="checkbox"/> <sub>1</sub> | <input type="checkbox"/> <sub>2</sub> | <input type="checkbox"/> <sub>0</sub> |
| g. Needing more access to public transportation.....                       | <input type="checkbox"/> <sub>1</sub> | <input type="checkbox"/> <sub>2</sub> | <input type="checkbox"/> <sub>0</sub> |
| h. Wanting to live in a different climate.....                             | <input type="checkbox"/> <sub>1</sub> | <input type="checkbox"/> <sub>2</sub> | <input type="checkbox"/> <sub>0</sub> |
| i. Looking for an area that has a lower cost of living .....               | <input type="checkbox"/> <sub>1</sub> | <input type="checkbox"/> <sub>2</sub> | <input type="checkbox"/> <sub>0</sub> |
| j. Other, please specify: _____  |                                       |                                       |                                       |

7. How important is it for you to remain in your community as you age?

- <sub>5</sub> Extremely important
- <sub>4</sub> Very important
- <sub>3</sub> Somewhat important
- <sub>2</sub> Not very important
- <sub>1</sub> Not at all important

### Housing

8. Do you own or rent your primary home or do you have some other type of living arrangement like living with a family member or friend?

- <sub>1</sub> Own
- <sub>2</sub> Rent
- <sub>3</sub> Other type of living arrangement

9. What type of home is your primary home?

- <sub>1</sub> Single family home
- <sub>2</sub> Mobile home
- <sub>3</sub> Town home or duplex
- <sub>4</sub> Apartment
- <sub>5</sub> Condominium or coop
- <sub>6</sub> Other, please specify: \_\_\_\_\_

10. How important is it for you to be able to live independently in your own home as you age?

- <sub>5</sub> Extremely important
- <sub>4</sub> Very important
- <sub>3</sub> Somewhat important
- <sub>2</sub> Not very important
- <sub>1</sub> Not at all important

# Appendix B: Questionnaire (continued)

## 11. People sometimes make modifications to their home to allow them to stay there as they age. Do you think you will need to make the following types of modifications or improvements to your home to enable you to stay there as you age?

	Yes	No	Not sure
a. Easier access into or within your home such as a ramp, chairlift or elevator, or wider doorways .....	<input type="checkbox"/> <sub>1</sub>	<input type="checkbox"/> <sub>2</sub>	<input type="checkbox"/> <sub>0</sub>
b. Bathroom modifications such as grab bars, handrails, higher toilet or non-slip tile .....	<input type="checkbox"/> <sub>1</sub>	<input type="checkbox"/> <sub>2</sub>	<input type="checkbox"/> <sub>0</sub>
c. Putting a bedroom, bathroom and kitchen on the first floor ....	<input type="checkbox"/> <sub>1</sub>	<input type="checkbox"/> <sub>2</sub>	<input type="checkbox"/> <sub>0</sub>
d. Improving lighting.....	<input type="checkbox"/> <sub>1</sub>	<input type="checkbox"/> <sub>2</sub>	<input type="checkbox"/> <sub>0</sub>
e. Installing a medical emergency response system that notifies others in case of emergency .....	<input type="checkbox"/> <sub>1</sub>	<input type="checkbox"/> <sub>2</sub>	<input type="checkbox"/> <sub>0</sub>
f. Other, please specify: _____			

## 12. How important do you think it is to have the following in your community?

	Extremely important	Very important	Somewhat important	Not Very important	Not at all important
a. Home repair contractors who are trustworthy, do quality work and are affordable .....	<input type="checkbox"/> <sub>5</sub>	<input type="checkbox"/> <sub>4</sub>	<input type="checkbox"/> <sub>3</sub>	<input type="checkbox"/> <sub>2</sub>	<input type="checkbox"/> <sub>1</sub>
b. Well-maintained homes and properties .....	<input type="checkbox"/> <sub>5</sub>	<input type="checkbox"/> <sub>4</sub>	<input type="checkbox"/> <sub>3</sub>	<input type="checkbox"/> <sub>2</sub>	<input type="checkbox"/> <sub>1</sub>
c. A home repair service for low-income and older adults that helps with things like roof or window repairs .....	<input type="checkbox"/> <sub>5</sub>	<input type="checkbox"/> <sub>4</sub>	<input type="checkbox"/> <sub>3</sub>	<input type="checkbox"/> <sub>2</sub>	<input type="checkbox"/> <sub>1</sub>
d. Seasonal services such as lawn work or snow removal for low-income and older adults.....	<input type="checkbox"/> <sub>5</sub>	<input type="checkbox"/> <sub>4</sub>	<input type="checkbox"/> <sub>3</sub>	<input type="checkbox"/> <sub>2</sub>	<input type="checkbox"/> <sub>1</sub>
e. Affordable housing options for adults of varying income levels such as older active adult communities, assisted living and communities with shared facilities and outdoor spaces .....	<input type="checkbox"/> <sub>5</sub>	<input type="checkbox"/> <sub>4</sub>	<input type="checkbox"/> <sub>3</sub>	<input type="checkbox"/> <sub>2</sub>	<input type="checkbox"/> <sub>1</sub>
f. Homes that are equipped with things like a no step entrance, wider doorways, grab bars in bathrooms, and first floor bedrooms and bathrooms.....	<input type="checkbox"/> <sub>5</sub>	<input type="checkbox"/> <sub>4</sub>	<input type="checkbox"/> <sub>3</sub>	<input type="checkbox"/> <sub>2</sub>	<input type="checkbox"/> <sub>1</sub>
g. Well-maintained and safe low-income housing.....	<input type="checkbox"/> <sub>5</sub>	<input type="checkbox"/> <sub>4</sub>	<input type="checkbox"/> <sub>3</sub>	<input type="checkbox"/> <sub>2</sub>	<input type="checkbox"/> <sub>1</sub>

## 13. Does the community where you live have the following?

	Yes	No	Not sure
a. Home repair contractors who are trustworthy, do quality work and are affordable .....	<input type="checkbox"/> <sub>1</sub>	<input type="checkbox"/> <sub>2</sub>	<input type="checkbox"/> <sub>0</sub>
b. Well-maintained homes and properties .....	<input type="checkbox"/> <sub>1</sub>	<input type="checkbox"/> <sub>2</sub>	<input type="checkbox"/> <sub>0</sub>

b. Well-maintained homes and properties .....	<input type="checkbox"/> <sub>1</sub>	<input type="checkbox"/> <sub>2</sub>	<input type="checkbox"/> <sub>0</sub>
c. A home repair service for low-income and older adults that helps with things like roof or window repairs .....	<input type="checkbox"/> <sub>1</sub>	<input type="checkbox"/> <sub>2</sub>	<input type="checkbox"/> <sub>0</sub>
d. Seasonal services such as lawn work or snow removal for low-income and older adults.....	<input type="checkbox"/> <sub>1</sub>	<input type="checkbox"/> <sub>2</sub>	<input type="checkbox"/> <sub>0</sub>
e. Affordable home options for adults of varying income levels such as older active adult communities, assisted living and communities with shared facilities and outdoor spaces .....	<input type="checkbox"/> <sub>1</sub>	<input type="checkbox"/> <sub>2</sub>	<input type="checkbox"/> <sub>0</sub>
f. Homes that are equipped with things like a no step entrance, wider doorways, grab bars in bathrooms, and first floor bedrooms and bathrooms.....	<input type="checkbox"/> <sub>1</sub>	<input type="checkbox"/> <sub>2</sub>	<input type="checkbox"/> <sub>0</sub>
g. Well-maintained and safe low-income housing .....	<input type="checkbox"/> <sub>1</sub>	<input type="checkbox"/> <sub>2</sub>	<input type="checkbox"/> <sub>0</sub>

## Outdoor Spaces and Buildings

### 14. How important do you think it is to have the following in your community?

	Extremely important	Very important	Somewhat important	Not Very important	Not at all important
a. Well-maintained and safe parks that are within walking distance of your home .....	<input type="checkbox"/> <sub>5</sub>	<input type="checkbox"/> <sub>4</sub>	<input type="checkbox"/> <sub>3</sub>	<input type="checkbox"/> <sub>2</sub>	<input type="checkbox"/> <sub>1</sub>
b. Public parks with enough benches .....	<input type="checkbox"/> <sub>5</sub>	<input type="checkbox"/> <sub>4</sub>	<input type="checkbox"/> <sub>3</sub>	<input type="checkbox"/> <sub>2</sub>	<input type="checkbox"/> <sub>1</sub>
c. Sidewalks that are in good condition, free from obstruction and are safe for pedestrian use and accessible for wheelchairs or other assistive mobility devices .....	<input type="checkbox"/> <sub>5</sub>	<input type="checkbox"/> <sub>4</sub>	<input type="checkbox"/> <sub>3</sub>	<input type="checkbox"/> <sub>2</sub>	<input type="checkbox"/> <sub>1</sub>
d. Well-maintained public buildings and facilities that are accessible to people of different physical abilities .....	<input type="checkbox"/> <sub>5</sub>	<input type="checkbox"/> <sub>4</sub>	<input type="checkbox"/> <sub>3</sub>	<input type="checkbox"/> <sub>2</sub>	<input type="checkbox"/> <sub>1</sub>
e. Separate pathways for bicyclists and pedestrians .....	<input type="checkbox"/> <sub>5</sub>	<input type="checkbox"/> <sub>4</sub>	<input type="checkbox"/> <sub>3</sub>	<input type="checkbox"/> <sub>2</sub>	<input type="checkbox"/> <sub>1</sub>
f. Well-maintained public restrooms that are accessible to people of different physical abilities .....	<input type="checkbox"/> <sub>5</sub>	<input type="checkbox"/> <sub>4</sub>	<input type="checkbox"/> <sub>3</sub>	<input type="checkbox"/> <sub>2</sub>	<input type="checkbox"/> <sub>1</sub>

### 15. Does the community where you live have the following?

	Yes	No	Not sure
a. Well-maintained and safe parks that are within walking distance of your home .....	<input type="checkbox"/> <sub>1</sub>	<input type="checkbox"/> <sub>2</sub>	<input type="checkbox"/> <sub>0</sub>
b. Public parks with enough benches .....	<input type="checkbox"/> <sub>1</sub>	<input type="checkbox"/> <sub>2</sub>	<input type="checkbox"/> <sub>0</sub>
c. Sidewalks that are in good condition, free from obstruction and are safe for pedestrian use and accessible for wheelchairs or other assistive mobility devices .....	<input type="checkbox"/> <sub>1</sub>	<input type="checkbox"/> <sub>2</sub>	<input type="checkbox"/> <sub>0</sub>



# Appendix B: Questionnaire (continued)

- d. Well-maintained public buildings and facilities that are accessible to people of different physical abilities..... <sub>1</sub> <sub>2</sub> <sub>0</sub>
- e. Separate pathways for bicyclists and pedestrians ..... <sub>1</sub> <sub>2</sub> <sub>0</sub>
- f. Well-maintained public restrooms that are accessible to people of different physical abilities ..... <sub>1</sub> <sub>2</sub> <sub>0</sub>

## Transportation and Streets

### 16. Do you get around for things like shopping, visiting the doctor, running errands, or going to other places in the following ways?

- |   | Yes                                   | No                                    |
|---|---------------------------------------|---------------------------------------|
| a. Drive yourself.....  | <input type="checkbox"/> <sub>1</sub> | <input type="checkbox"/> <sub>2</sub> |
| b. Have others drive you .....  | <input type="checkbox"/> <sub>1</sub> | <input type="checkbox"/> <sub>2</sub> |
| c. Walk .....   | <input type="checkbox"/> <sub>1</sub> | <input type="checkbox"/> <sub>2</sub> |
| d. Ride a bike.....   | <input type="checkbox"/> <sub>1</sub> | <input type="checkbox"/> <sub>2</sub> |
| e. Use public transportation .....  | <input type="checkbox"/> <sub>1</sub> | <input type="checkbox"/> <sub>2</sub> |
| f. Take a taxi/cab .....  | <input type="checkbox"/> <sub>1</sub> | <input type="checkbox"/> <sub>2</sub> |
| g. Use a special transportation service, such as one for seniors or persons with disabilities ..... | <input type="checkbox"/> <sub>1</sub> | <input type="checkbox"/> <sub>2</sub> |
| h. Other, please specify: _____   | <input type="checkbox"/> <sub>1</sub> | <input type="checkbox"/> <sub>2</sub> |

### 17. How important do you think it is to have the following in your community?

- |   | Extremely important                   | Very important                        | Somewhat important                    | Not Very important                    | Not at all important                  |
|---|---------------------------------------|---------------------------------------|---------------------------------------|---------------------------------------|---------------------------------------|
| a. Accessible and convenient public transportation.....   | <input type="checkbox"/> <sub>5</sub> | <input type="checkbox"/> <sub>4</sub> | <input type="checkbox"/> <sub>3</sub> | <input type="checkbox"/> <sub>2</sub> | <input type="checkbox"/> <sub>1</sub> |
| b. Affordable public transportation .....   | <input type="checkbox"/> <sub>5</sub> | <input type="checkbox"/> <sub>4</sub> | <input type="checkbox"/> <sub>3</sub> | <input type="checkbox"/> <sub>2</sub> | <input type="checkbox"/> <sub>1</sub> |
| c. Special transportation services for people with disabilities and older adults.....             | <input type="checkbox"/> <sub>5</sub> | <input type="checkbox"/> <sub>4</sub> | <input type="checkbox"/> <sub>3</sub> | <input type="checkbox"/> <sub>2</sub> | <input type="checkbox"/> <sub>1</sub> |
| d. Well-maintained streets.....   | <input type="checkbox"/> <sub>5</sub> | <input type="checkbox"/> <sub>4</sub> | <input type="checkbox"/> <sub>3</sub> | <input type="checkbox"/> <sub>2</sub> | <input type="checkbox"/> <sub>1</sub> |
| e. Easy to read traffic signs .....   | <input type="checkbox"/> <sub>5</sub> | <input type="checkbox"/> <sub>4</sub> | <input type="checkbox"/> <sub>3</sub> | <input type="checkbox"/> <sub>2</sub> | <input type="checkbox"/> <sub>1</sub> |
| f. Enforced speed limits .....  | <input type="checkbox"/> <sub>5</sub> | <input type="checkbox"/> <sub>4</sub> | <input type="checkbox"/> <sub>3</sub> | <input type="checkbox"/> <sub>2</sub> | <input type="checkbox"/> <sub>1</sub> |
| g. Public parking lots, spaces and areas to park.....   | <input type="checkbox"/> <sub>5</sub> | <input type="checkbox"/> <sub>4</sub> | <input type="checkbox"/> <sub>3</sub> | <input type="checkbox"/> <sub>2</sub> | <input type="checkbox"/> <sub>1</sub> |
| h. Affordable public parking .....  | <input type="checkbox"/> <sub>5</sub> | <input type="checkbox"/> <sub>4</sub> | <input type="checkbox"/> <sub>3</sub> | <input type="checkbox"/> <sub>2</sub> | <input type="checkbox"/> <sub>1</sub> |
| i. Well-lit, safe streets and intersections for all users (pedestrians, bicyclists, drivers)..... | <input type="checkbox"/> <sub>5</sub> | <input type="checkbox"/> <sub>4</sub> | <input type="checkbox"/> <sub>3</sub> | <input type="checkbox"/> <sub>2</sub> | <input type="checkbox"/> <sub>1</sub> |
| j. Audio/visual pedestrian crossings.....   | <input type="checkbox"/> <sub>5</sub> | <input type="checkbox"/> <sub>4</sub> | <input type="checkbox"/> <sub>3</sub> | <input type="checkbox"/> <sub>2</sub> | <input type="checkbox"/> <sub>1</sub> |
| k. Driver education/refresher courses .....   | <input type="checkbox"/> <sub>5</sub> | <input type="checkbox"/> <sub>4</sub> | <input type="checkbox"/> <sub>3</sub> | <input type="checkbox"/> <sub>2</sub> | <input type="checkbox"/> <sub>1</sub> |

### 18. Does the community where you live have the following?

- |  | Yes                                   | No                                    | Not sure                              |
|--|---------------------------------------|---------------------------------------|---------------------------------------|
| a. Accessible and convenient public transportation .....   | <input type="checkbox"/> <sub>1</sub> | <input type="checkbox"/> <sub>2</sub> | <input type="checkbox"/> <sub>0</sub> |
| b. Affordable public transportation .....  | <input type="checkbox"/> <sub>1</sub> | <input type="checkbox"/> <sub>2</sub> | <input type="checkbox"/> <sub>0</sub> |
| f. Special transportation services for people with disabilities and older adults .....             | <input type="checkbox"/> <sub>1</sub> | <input type="checkbox"/> <sub>2</sub> | <input type="checkbox"/> <sub>0</sub> |
| g. Well-maintained streets.....  | <input type="checkbox"/> <sub>1</sub> | <input type="checkbox"/> <sub>2</sub> | <input type="checkbox"/> <sub>0</sub> |
| h. Easy to read traffic signs .....  | <input type="checkbox"/> <sub>1</sub> | <input type="checkbox"/> <sub>2</sub> | <input type="checkbox"/> <sub>0</sub> |
| i. Enforced speed limits .....   | <input type="checkbox"/> <sub>1</sub> | <input type="checkbox"/> <sub>2</sub> | <input type="checkbox"/> <sub>0</sub> |
| j. Public parking lots, spaces and areas to park.....  | <input type="checkbox"/> <sub>1</sub> | <input type="checkbox"/> <sub>2</sub> | <input type="checkbox"/> <sub>0</sub> |
| k. Affordable public parking .....   | <input type="checkbox"/> <sub>1</sub> | <input type="checkbox"/> <sub>2</sub> | <input type="checkbox"/> <sub>0</sub> |
| l. Well-lit, safe streets and intersections for all users (pedestrians, bicyclists, drivers) ..... | <input type="checkbox"/> <sub>1</sub> | <input type="checkbox"/> <sub>2</sub> | <input type="checkbox"/> <sub>0</sub> |
| m. Audio/visual pedestrian crossings.....  | <input type="checkbox"/> <sub>1</sub> | <input type="checkbox"/> <sub>2</sub> | <input type="checkbox"/> <sub>0</sub> |
| n. Driver education/refresher courses.....   | <input type="checkbox"/> <sub>1</sub> | <input type="checkbox"/> <sub>2</sub> | <input type="checkbox"/> <sub>0</sub> |

## Health and Wellness

### 19. In general, when compared to most people your age, how would you rate your health?

- <sub>5</sub> Excellent
- <sub>4</sub> Very good
- <sub>3</sub> Good
- <sub>2</sub> Fair
- <sub>1</sub> Poor

### 20. How often do you engage in some form of physical exercise (such as walking, running, biking, swimming, sports, strength training, yoga, stretching)?

- <sub>7</sub> Everyday
- <sub>6</sub> Several times a week, but not everyday
- <sub>5</sub> About once a week
- <sub>4</sub> About once every other week
- <sub>3</sub> About once a month
- <sub>2</sub> Less than once a month
- <sub>1</sub> Never

### 21. How important do you think it is to have the following in your community?

- |  | Extremely important                   | Very important                        | Somewhat important                    | Not Very important                    | Not at all important                  |
|--|---------------------------------------|---------------------------------------|---------------------------------------|---------------------------------------|---------------------------------------|
| a. Health and wellness programs and classes in areas such as nutrition, smoking cessation, and weight control..... | <input type="checkbox"/> <sub>5</sub> | <input type="checkbox"/> <sub>4</sub> | <input type="checkbox"/> <sub>3</sub> | <input type="checkbox"/> <sub>2</sub> | <input type="checkbox"/> <sub>1</sub> |
| b. Fitness activities specifically geared  | <input type="checkbox"/> <sub>5</sub> | <input type="checkbox"/> <sub>4</sub> | <input type="checkbox"/> <sub>3</sub> | <input type="checkbox"/> <sub>2</sub> | <input type="checkbox"/> <sub>1</sub> |

# Appendix B: Questionnaire (continued)

- c. Conveniently located health and social services ..... 5 4 3 2 1
- d. A service that helps seniors find and access health and supportive services ..... 5 4 3 2 1
- e. Conveniently located emergency care centers ..... 5 4 3 2 1
- f. Easy to find information on local health and supportive services ..... 5 4 3 2 1
- g. Home care services including health, personal care and housekeeping ..... 5 4 3 2 1
- h. Well-trained certified home health care providers ..... 5 4 3 2 1
- i. Affordable home health care providers ..... 5 4 3 2 1
- j. Well-maintained hospitals and health care facilities ..... 5 4 3 2 1
- k. A variety of health care professionals including specialists ..... 5 4 3 2 1
- l. Respectful and helpful hospital and clinic staff ..... 5 4 3 2 1

## 22. Does the community where you live have the following?

- |  | Yes                        | No                         | Not sure                   |
|--|----------------------------|----------------------------|----------------------------|
| a. Health and wellness programs and classes in areas such as nutrition, smoking cessation, and weight control..... | <input type="checkbox"/> 1 | <input type="checkbox"/> 2 | <input type="checkbox"/> 0 |
| b. Fitness activities specifically geared towards older adults ...   | <input type="checkbox"/> 1 | <input type="checkbox"/> 2 | <input type="checkbox"/> 0 |
| c. Conveniently located health and social services .....   | <input type="checkbox"/> 1 | <input type="checkbox"/> 2 | <input type="checkbox"/> 0 |
| d. A service that helps seniors find and access health and supportive services .....                               | <input type="checkbox"/> 1 | <input type="checkbox"/> 2 | <input type="checkbox"/> 0 |
| e. Conveniently located emergency care centers .....   | <input type="checkbox"/> 1 | <input type="checkbox"/> 2 | <input type="checkbox"/> 0 |
| f. Easy to find information on local health and supportive services .....  | <input type="checkbox"/> 1 | <input type="checkbox"/> 2 | <input type="checkbox"/> 0 |
| g. Home care services including health, personal care and housekeeping .....                                       | <input type="checkbox"/> 1 | <input type="checkbox"/> 2 | <input type="checkbox"/> 0 |
| h. Well-trained certified home health care providers.....  | <input type="checkbox"/> 1 | <input type="checkbox"/> 2 | <input type="checkbox"/> 0 |
| i. Affordable home health care providers .....   | <input type="checkbox"/> 1 | <input type="checkbox"/> 2 | <input type="checkbox"/> 0 |
| j. Well-maintained hospitals and health care facilities.....   | <input type="checkbox"/> 1 | <input type="checkbox"/> 2 | <input type="checkbox"/> 0 |
| k. A variety of healthcare professionals including specialists ..  | <input type="checkbox"/> 1 | <input type="checkbox"/> 2 | <input type="checkbox"/> 0 |
| n. Respectful and helpful hospital and clinic staff .....  | <input type="checkbox"/> 1 | <input type="checkbox"/> 2 | <input type="checkbox"/> 0 |

## Social Participation, Inclusion and Education Opportunities

23. About how frequently do you interact with your friends, family or neighbors in your community? This interaction could be by phone, in person, email, or social media like Facebook.

- 8 More than once a day
- 7 About once a day
- 6 Several times a week
- 5 Once a week
- 4 Once every 2 or 3 weeks
- 3 Once a month
- 2 Less than monthly
- 1 Never

24. Where do you typically go for continuing education or self-improvement classes/workshops in your community? [CHECK ALL THAT APPLY]

- 1 University/Community College
- 2 Department of Parks and Recreation
- 3 Faith community
- 4 Local organizations or businesses
- 5 Community center
- 6 Senior center
- 7 Offerings through my work
- 8 Online programs
- 9 Other
- 0 I do NOT participate in any continuing education/self-improvement classes

25. How important do you think it is to have the following in your community?

- |  | Extremely important        | Very important             | Somewhat important         | Not Very important         | Not at all important       |
|--|----------------------------|----------------------------|----------------------------|----------------------------|----------------------------|
| a. Conveniently located venues for entertainment.....                      | <input type="checkbox"/> 5 | <input type="checkbox"/> 4 | <input type="checkbox"/> 3 | <input type="checkbox"/> 2 | <input type="checkbox"/> 1 |
| b. Activities specifically geared towards older adults .....               | <input type="checkbox"/> 5 | <input type="checkbox"/> 4 | <input type="checkbox"/> 3 | <input type="checkbox"/> 2 | <input type="checkbox"/> 1 |
| c. Activities that offer senior discounts .....                            | <input type="checkbox"/> 5 | <input type="checkbox"/> 4 | <input type="checkbox"/> 3 | <input type="checkbox"/> 2 | <input type="checkbox"/> 1 |
| d. Activities that are affordable to all residents ..                      | <input type="checkbox"/> 5 | <input type="checkbox"/> 4 | <input type="checkbox"/> 3 | <input type="checkbox"/> 2 | <input type="checkbox"/> 1 |
| e. Activities that involve both younger and older people.....              | <input type="checkbox"/> 5 | <input type="checkbox"/> 4 | <input type="checkbox"/> 3 | <input type="checkbox"/> 2 | <input type="checkbox"/> 1 |
| f. Accurate and widely publicized information about social activities..... | <input type="checkbox"/> 5 | <input type="checkbox"/> 4 | <input type="checkbox"/> 3 | <input type="checkbox"/> 2 | <input type="checkbox"/> 1 |
| g. A variety of cultural activities for diverse populations.....           | <input type="checkbox"/> 5 | <input type="checkbox"/> 4 | <input type="checkbox"/> 3 | <input type="checkbox"/> 2 | <input type="checkbox"/> 1 |
| h. Local schools that involve older adults in events and activities .....  | <input type="checkbox"/> 5 | <input type="checkbox"/> 4 | <input type="checkbox"/> 3 | <input type="checkbox"/> 2 | <input type="checkbox"/> 1 |
| i. Continuing education classes .....                                      | <input type="checkbox"/> 5 | <input type="checkbox"/> 4 | <input type="checkbox"/> 3 | <input type="checkbox"/> 2 | <input type="checkbox"/> 1 |
| j. Social clubs such as book, gardening, craft or hobbies .....            | <input type="checkbox"/> 5 | <input type="checkbox"/> 4 | <input type="checkbox"/> 3 | <input type="checkbox"/> 2 | <input type="checkbox"/> 1 |

# Appendix B: Questionnaire (continued)

## 26. Does the community where you live have the following?

- |   | Yes                                   | No                                    | Not sure                              |
|---|---------------------------------------|---------------------------------------|---------------------------------------|
| a. Conveniently located venues for entertainment .....                    | <input type="checkbox"/> <sub>1</sub> | <input type="checkbox"/> <sub>2</sub> | <input type="checkbox"/> <sub>0</sub> |
| b. Activities specifically geared towards older adults .....              | <input type="checkbox"/> <sub>1</sub> | <input type="checkbox"/> <sub>2</sub> | <input type="checkbox"/> <sub>0</sub> |
| c. Activities that offer senior discounts .....                           | <input type="checkbox"/> <sub>1</sub> | <input type="checkbox"/> <sub>2</sub> | <input type="checkbox"/> <sub>0</sub> |
| d. Activities that are affordable to all residents .....                  | <input type="checkbox"/> <sub>1</sub> | <input type="checkbox"/> <sub>2</sub> | <input type="checkbox"/> <sub>0</sub> |
| e. Activities that involve both younger and older people.....             | <input type="checkbox"/> <sub>1</sub> | <input type="checkbox"/> <sub>2</sub> | <input type="checkbox"/> <sub>0</sub> |
| f. Accurate and widely publicized information about social activities.... | <input type="checkbox"/> <sub>1</sub> | <input type="checkbox"/> <sub>2</sub> | <input type="checkbox"/> <sub>0</sub> |
| g. A variety of cultural activities for diverse populations .....         | <input type="checkbox"/> <sub>1</sub> | <input type="checkbox"/> <sub>2</sub> | <input type="checkbox"/> <sub>0</sub> |
| h. Local schools that involve older adults in events and activities.....  | <input type="checkbox"/> <sub>1</sub> | <input type="checkbox"/> <sub>2</sub> | <input type="checkbox"/> <sub>0</sub> |
| i. Continuing education classes.....                                      | <input type="checkbox"/> <sub>1</sub> | <input type="checkbox"/> <sub>2</sub> | <input type="checkbox"/> <sub>0</sub> |
| j. Social clubs such as book, gardening, craft or hobbies.....            | <input type="checkbox"/> <sub>1</sub> | <input type="checkbox"/> <sub>2</sub> | <input type="checkbox"/> <sub>0</sub> |

## Volunteering and Civic Engagement

### 27. How important do you think it is to have the following in your community?

- |   | Extremely important                   | Very important                        | Somewhat important                    | Not Very important                    | Not at all important                  |
|---|---------------------------------------|---------------------------------------|---------------------------------------|---------------------------------------|---------------------------------------|
| a. A range of volunteer activities to choose from .....   | <input type="checkbox"/> <sub>5</sub> | <input type="checkbox"/> <sub>4</sub> | <input type="checkbox"/> <sub>3</sub> | <input type="checkbox"/> <sub>2</sub> | <input type="checkbox"/> <sub>1</sub> |
| b. Volunteer training opportunities to help people perform better in their volunteer roles .....                          | <input type="checkbox"/> <sub>5</sub> | <input type="checkbox"/> <sub>4</sub> | <input type="checkbox"/> <sub>3</sub> | <input type="checkbox"/> <sub>2</sub> | <input type="checkbox"/> <sub>1</sub> |
| c. Opportunities for older adults to participate in decision making bodies such as community councils or committees ..... | <input type="checkbox"/> <sub>5</sub> | <input type="checkbox"/> <sub>4</sub> | <input type="checkbox"/> <sub>3</sub> | <input type="checkbox"/> <sub>2</sub> | <input type="checkbox"/> <sub>1</sub> |
| d. Easy to find information on available local volunteer opportunities.....   | <input type="checkbox"/> <sub>5</sub> | <input type="checkbox"/> <sub>4</sub> | <input type="checkbox"/> <sub>3</sub> | <input type="checkbox"/> <sub>2</sub> | <input type="checkbox"/> <sub>1</sub> |
| e. Transportation to and from volunteer activities for those who need it.....   | <input type="checkbox"/> <sub>5</sub> | <input type="checkbox"/> <sub>4</sub> | <input type="checkbox"/> <sub>3</sub> | <input type="checkbox"/> <sub>2</sub> | <input type="checkbox"/> <sub>1</sub> |

### 28. Does the community where you live have the following?

- |   | Yes                                   | No                                    | Not sure                              |
|---|---------------------------------------|---------------------------------------|---------------------------------------|
| a. A range of volunteer activities to choose from.....  | <input type="checkbox"/> <sub>1</sub> | <input type="checkbox"/> <sub>2</sub> | <input type="checkbox"/> <sub>0</sub> |
| b. Volunteer training opportunities to help people perform better in their volunteer roles.....                         | <input type="checkbox"/> <sub>1</sub> | <input type="checkbox"/> <sub>2</sub> | <input type="checkbox"/> <sub>0</sub> |
| c. Opportunities for older adults to participate in decision making bodies such as community councils or committees.... | <input type="checkbox"/> <sub>1</sub> | <input type="checkbox"/> <sub>2</sub> | <input type="checkbox"/> <sub>0</sub> |
| d. Easy to find information on available local volunteer opportunities .....  | <input type="checkbox"/> <sub>1</sub> | <input type="checkbox"/> <sub>2</sub> | <input type="checkbox"/> <sub>0</sub> |
| e. Transportation to and from volunteer activities for those who need it.....   | <input type="checkbox"/> <sub>1</sub> | <input type="checkbox"/> <sub>2</sub> | <input type="checkbox"/> <sub>0</sub> |

## Job Opportunities

### 29. Which of the following best describes your current employment status?

- <sub>1</sub> Self-employed, part-time →GO TO next question
- <sub>2</sub> Self-employed, full-time →GO TO next question
- <sub>3</sub> Employed, part-time →GO TO next question
- <sub>4</sub> Employed, full-time →GO TO next question
- <sub>5</sub> Unemployed, but looking for work →GO TO next question
- <sub>6</sub> Retired, not working at all →SKIP next question
- <sub>7</sub> Not in labor force for other reasons →SKIP next question

### 30. How likely is it that you will continue to work as long as possible rather than choosing to retire and no longer work for pay?

- <sub>5</sub> Extremely likely
- <sub>4</sub> Very likely
- <sub>3</sub> Somewhat likely
- <sub>2</sub> Not very likely
- <sub>1</sub> Not at all likely
- <sub>0</sub> Not sure

### 31. How important do you think it is to have the following in your community?

- |   | Extremely important                   | Very important                        | Somewhat important                    | Not Very important                    | Not at all important                  |
|---|---------------------------------------|---------------------------------------|---------------------------------------|---------------------------------------|---------------------------------------|
| a. A range of flexible job opportunities for older adults .....   | <input type="checkbox"/> <sub>5</sub> | <input type="checkbox"/> <sub>4</sub> | <input type="checkbox"/> <sub>3</sub> | <input type="checkbox"/> <sub>2</sub> | <input type="checkbox"/> <sub>1</sub> |
| b. Job training opportunities for older adults who want to learn new job skills within their job or get training in a different field of work ..... | <input type="checkbox"/> <sub>5</sub> | <input type="checkbox"/> <sub>4</sub> | <input type="checkbox"/> <sub>3</sub> | <input type="checkbox"/> <sub>2</sub> | <input type="checkbox"/> <sub>1</sub> |
| c. Jobs that are adapted to meet the needs of people with disabilities.....   | <input type="checkbox"/> <sub>5</sub> | <input type="checkbox"/> <sub>4</sub> | <input type="checkbox"/> <sub>3</sub> | <input type="checkbox"/> <sub>2</sub> | <input type="checkbox"/> <sub>1</sub> |

### 32. Does the community where you live have the following?

- |  | Yes                                   | No                                    | Not sure                              |
|--|---------------------------------------|---------------------------------------|---------------------------------------|
| a. A range of flexible job opportunities for older adults .....  | <input type="checkbox"/> <sub>1</sub> | <input type="checkbox"/> <sub>2</sub> | <input type="checkbox"/> <sub>0</sub> |
| b. Job training opportunities for older adults who want to learn new job skills within their job or get training in a different field of work..... | <input type="checkbox"/> <sub>1</sub> | <input type="checkbox"/> <sub>2</sub> | <input type="checkbox"/> <sub>0</sub> |
| c. Jobs that are adapted to meet the needs of people with disabilities .....   | <input type="checkbox"/> <sub>1</sub> | <input type="checkbox"/> <sub>2</sub> | <input type="checkbox"/> <sub>0</sub> |

## Community Information

### 33. Would you turn to the following resources if you, a family member or friend needed information about services for older adults such as caregiving services, home delivered meals, home repair, medical transport, or social activities?

# Appendix B: Questionnaire (continued)

- |   | Yes                        | No                         |
|---|----------------------------|----------------------------|
| a. AARP.....  | <input type="checkbox"/> 1 | <input type="checkbox"/> 2 |
| b. Local Area Agency on Aging (AAA).....                      | <input type="checkbox"/> 1 | <input type="checkbox"/> 2 |
| c. Local senior centers.....                                  | <input type="checkbox"/> 1 | <input type="checkbox"/> 2 |
| d. Local nonprofit organizations.....                         | <input type="checkbox"/> 1 | <input type="checkbox"/> 2 |
| e. Family or friends.....                                     | <input type="checkbox"/> 1 | <input type="checkbox"/> 2 |
| f. Faith-based organizations like churches or synagogues..... | <input type="checkbox"/> 1 | <input type="checkbox"/> 2 |
| g. Internet.....  | <input type="checkbox"/> 1 | <input type="checkbox"/> 2 |
| h. Phone book.....  | <input type="checkbox"/> 1 | <input type="checkbox"/> 2 |
| i. Your doctor or other health care professional.....         | <input type="checkbox"/> 1 | <input type="checkbox"/> 2 |
| j. Local government offices like the Health Department.....   | <input type="checkbox"/> 1 | <input type="checkbox"/> 2 |
| k. Library.....   | <input type="checkbox"/> 1 | <input type="checkbox"/> 2 |

### 34. How important do you think it is to have the following in your community?

- |  | Extremely important        | Very important             | Somewhat important         | Not Very important         | Not at all important       |
|--|----------------------------|----------------------------|----------------------------|----------------------------|----------------------------|
| a. Access to community information in one central source.....  | <input type="checkbox"/> 5 | <input type="checkbox"/> 4 | <input type="checkbox"/> 3 | <input type="checkbox"/> 2 | <input type="checkbox"/> 1 |
| b. Clearly displayed printed community information with large lettering.....   | <input type="checkbox"/> 5 | <input type="checkbox"/> 4 | <input type="checkbox"/> 3 | <input type="checkbox"/> 2 | <input type="checkbox"/> 1 |
| c. An automated community information source that is easy to understand like a toll-free telephone number.....                     | <input type="checkbox"/> 5 | <input type="checkbox"/> 4 | <input type="checkbox"/> 3 | <input type="checkbox"/> 2 | <input type="checkbox"/> 1 |
| d. Free access to computers and the Internet in public places such as the library, senior centers or government buildings.....     | <input type="checkbox"/> 5 | <input type="checkbox"/> 4 | <input type="checkbox"/> 3 | <input type="checkbox"/> 2 | <input type="checkbox"/> 1 |
| e. Community information that is delivered in person to people who may have difficulty or may not be able to leave their home..... | <input type="checkbox"/> 5 | <input type="checkbox"/> 4 | <input type="checkbox"/> 3 | <input type="checkbox"/> 2 | <input type="checkbox"/> 1 |
| f.   |                            |                            |                            |                            |                            |

### 35. Does the community where you live have the following?

- |  | Yes                        | No                         | Not sure                   |
|--|----------------------------|----------------------------|----------------------------|
| a. Access to community information in one central source.....  | <input type="checkbox"/> 1 | <input type="checkbox"/> 2 | <input type="checkbox"/> 0 |
| b. Clearly displayed printed community information with large lettering.....   | <input type="checkbox"/> 1 | <input type="checkbox"/> 2 | <input type="checkbox"/> 0 |
| c. An automated community information source that is easy to understand like a toll-free telephone number.....                     | <input type="checkbox"/> 1 | <input type="checkbox"/> 2 | <input type="checkbox"/> 0 |
| d. Free access to computers and the Internet in public places such as the library, senior centers or government buildings ..       | <input type="checkbox"/> 1 | <input type="checkbox"/> 2 | <input type="checkbox"/> 0 |
| e. Community information that is delivered in person to people who may have difficulty or may not be able to leave their home..... | <input type="checkbox"/> 1 | <input type="checkbox"/> 2 | <input type="checkbox"/> 0 |

## About You

### D1. Are you male or female?

- 1 Male  
2 Female

### D2. What is your age as of your last birthday? [AGE IN YEARS]

### D3. What is your current marital status?

- 1 Married  
2 Not married, living with partner  
3 Separated  
4 Divorced  
5 Widowed  
6 Never married

### D4. Are you or your spouse currently a member of AARP?

- 1 Yes  
2 No

### D5. Besides you, do you have any of the following people living in your household?

- |   | Yes                        | No                         |
|---|----------------------------|----------------------------|
| a. Child/children under 18.....                   | <input type="checkbox"/> 1 | <input type="checkbox"/> 2 |
| b. Child/children 18 or older.....                | <input type="checkbox"/> 1 | <input type="checkbox"/> 2 |
| c. Child/children away at college.....            | <input type="checkbox"/> 1 | <input type="checkbox"/> 2 |
| d. Parents.....                                   | <input type="checkbox"/> 1 | <input type="checkbox"/> 2 |
| e. Other adult relative or friend 18 or older ... | <input type="checkbox"/> 1 | <input type="checkbox"/> 2 |

### D6. Do you have any of the following kinds of health care coverage?

- |   | Yes                        | No                         | Not sure                   |
|---|----------------------------|----------------------------|----------------------------|
| a. Insurance through a current or former employer of yours or your spouses.....                       | <input type="checkbox"/> 1 | <input type="checkbox"/> 2 | <input type="checkbox"/> 0 |
| b. Insurance purchased directly from an insurance company (not through an employer).....              | <input type="checkbox"/> 1 | <input type="checkbox"/> 2 | <input type="checkbox"/> 0 |
| c. Medicare, for people 65 and older or people with certain disabilities.....                         | <input type="checkbox"/> 1 | <input type="checkbox"/> 2 | <input type="checkbox"/> 0 |
| d. Medicaid or any kind of government assistance plan for those with low incomes or a disability..... | <input type="checkbox"/> 1 | <input type="checkbox"/> 2 | <input type="checkbox"/> 0 |
| e. Veterans Administration or other military health care.....   | <input type="checkbox"/> 1 | <input type="checkbox"/> 2 | <input type="checkbox"/> 0 |
| f. Any other insurance coverage.....  | <input type="checkbox"/> 1 | <input type="checkbox"/> 2 | <input type="checkbox"/> 0 |

# Appendix B: Questionnaire (continued)

Yes No

**D7. Does any disability, handicap, or chronic disease keep you and your spouse or partner from participating fully in work, school, housework, or other activities? [CHECK ONLY ONE]**

- <sub>1</sub> Yes, myself
- <sub>2</sub> Yes, my spouse or partner
- <sub>3</sub> Yes, both me and my spouse or partner
- <sub>4</sub> No

**D8. What is the highest level of education you have completed?**

- <sub>1</sub> K-12<sup>th</sup> grade (no diploma)
- <sub>2</sub> High school graduate, GED or equivalent
- <sub>3</sub> Post-high school education/training (no degree)
- <sub>4</sub> 2-year college degree
- <sub>5</sub> 4-year college degree
- <sub>7</sub> Graduate or professional degree(s)

**D9. In general, how often do you go online to access the Internet for things like sending or receiving email, getting news and information, paying bills or managing finances or buying products or services? This includes access from home, work, a mobile device (such as a smart phone), or someplace else.**

- <sub>1</sub> Several times a day
- <sub>2</sub> About once a day
- <sub>3</sub> 3-6 days a week
- <sub>4</sub> 1-2 days a week
- <sub>5</sub> Once every few weeks
- <sub>6</sub> Once a month or less
- <sub>7</sub> Never go online

**D10. What was your annual household income before taxes in 2014?**

- <sub>1</sub> Less than \$10,000
- <sub>2</sub> \$10,000 to \$19,999
- <sub>3</sub> \$20,000 to \$29,999
- <sub>4</sub> \$30,000 to \$49,999
- <sub>5</sub> \$50,000 to \$74,999
- <sub>6</sub> \$75,000 to \$99,999
- <sub>7</sub> \$100,000 or more

**Thank you very much for completing this survey.  
Your assistance in providing this information is very much appreciated.**

**Please return your completed survey by July 31, 2015  
in the enclosed postage-paid envelope to:  
Paris – An Age Friendly Community  
1 Clifford Court  
South Paris, ME 04281**

# For More Information

Ms. Sarah L. Glynn  
Town of Paris, Maine Representative  
Age-Friendly Communities  
207.890.7189  
sarah@oxfordhillslaw.com

Mr. Peter Morelli  
AARP Maine  
Age-Friendly Communities  
207.712.7105  
pmorelli@aarp.org

Bruce M. Lockwood  
President  
Portland Research Group  
207.874.2077, x103  
blockwood@portlandresearch.com

Kevin McPhee  
Senior Data Specialist  
Portland Research Group  
207.874.2077, x105  
kmcphee@portlandresearch.com